

Protect your Home,  
Protect Your Privacy.



Indoor  
Camera  
Advance



#ImprovingLives

**bticino**

A brand of **legrand**

# New Indoor Camera Advance


Available in two colors, white or black, this new device ensures greater peace of mind for your customer. It allows real-time home monitoring via smartphone and the Home + Security app, with maximum security and privacy protection, receiving customized notifications in case of intruder detection.

The camera can be paired with the Netatmo indoor siren (item. NIS01-PRO) for enhanced security.



## Only relevant alerts in case of intruders.

Thanks to AI-powered facial recognition, the camera accurately distinguishes strangers from familiar faces and pets from irrelevant movements, preventing unwanted notifications.




Familiar face: recording in standby.



Unknown face: recording, alert notification and internal siren activation (if installed).

## Netatmo smart privacy.

The camera stays in standby mode and does not record as long as a recognized family member is present. Recording resumes automatically once they leave.



Pet: recording in standby.



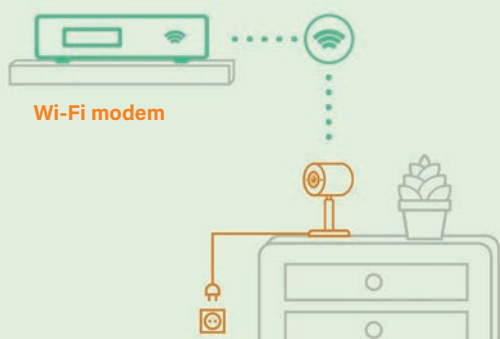
## Easy installation anywhere

Mount the camera on furniture, a wall, or the ceiling effortlessly. Its adjustable body and 130° field of view ensure complete coverage of any space, regardless of its layout.



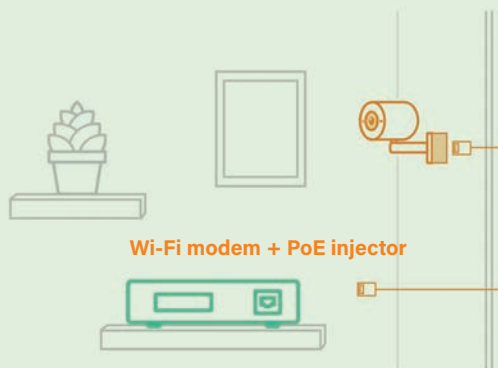
## Easy installation suitable for any situation

Choose one of the three installation and power options for the Camera based on the environment.



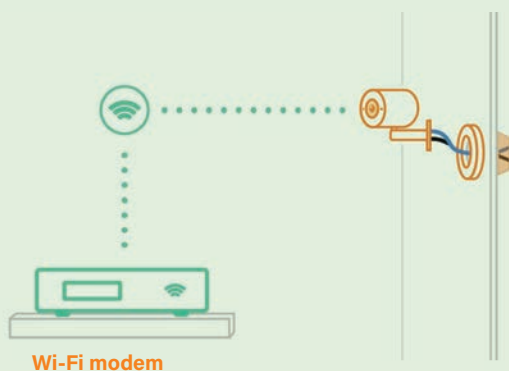
### Connecting to a power outlet.

For quick and easy installation, place the Camera on a piece of furniture or shelf, plug its power supply into a power outlet, and connect it to the 2.4 GHz or 5 GHz Wi-Fi network.



### PoE connection.

If you want a more reliable Internet connection, install the Camera on the wall and connect it to the modem with the PoE accessory item 391954/55 and a network cable. The PoE injector is not included in the package.



### Flush-mounted installation

This solution involves the use of a new or existing 2 or 3-module Batibox-type flush-mounted box with the specific installation accessories item 391952/53/56/57. Connect the camera to the electrical network and to the 2.4 GHz or 5 GHz Wi-Fi network.



| Item   | Indoor camera (*)   |
|--------|---|
| 391950 | Indoor camera Advance with facial recognition optimized by AI (Artificial Intelligence). Smart shutter for privacy and filming only strangers. Wi-Fi connection. Access to live images via Smartphone and Home + Security app. Can be combined with the internal siren item NIS01-PRO to create a customized alarm system. Compatible with Alexa, Apple Homekit and Google Assistant. Adjustable monoblock body in painted aluminum. White color. |
| 391951 | Indoor camera as above, black color.  |
| 391952 | Indoor camera item 391950 + accessory for installation with 3-module Batibox box with a depth of at least 40 mm or BTicino boxes item 503E and item PB503N - white colour.  |
| 391953 | Indoor camera as above, black color.  |

| Item   | PoE adapter  |
|--|--|
| 391954   | PoE adapter to power and connect exclusively the Indoor Camera Advance item 391950/51 using a single cable to ensure a reliable and stable wired connection. White color.                |
| 391955   | PoE adapter as above, black color.   |
| <b>Note:</b> Please purchase the PoE injector as it is not included in the adapter and camera package. |  |
| <b>Accessory for mounting in 2-module Batibox boxes</b>  |  |
| 391956   | Accessory for installing the Indoor camera Advance with 2-module Batibox box with a depth of at least 40mm. Also compatible with BTicino item 502E and item PB502N boxes. - white colour |
| 391957   | Accessory as above, black color.   |

**NOTE (\*): Package contents:**

- 1 Indoor Camera Advance;
- 1 8GB microSD card (already inserted in the camera) for local data recording;
- 1 plug-in power supply;
- 1 installation kit (2 screws and 2 wall plugs);
- 1 legal information;
- 1 QSG card with HomeKit code.



HOME + SECURITY

## Technical features of the Indoor Camera

|                                    |  |
|------------------------------------|--|
| <b>Power supply</b>                | 5 Volt with dedicated power supply or PoE connection |
| <b>Network Connection Protocol</b> | Wi-Fi standard 802.11 b/g/n/ac (2.4 GHz or 5 GHz)    |
| <b>Local data storage</b>          | 8GB SD card supplied                                 |
| <b>Video capture resolution</b>    | 2k   |
| <b>Viewing angle</b>               | 130 Degrees  |
| <b>Night vision range</b>          | 15 meters  |
| <b>Frame rate</b>                  | 30 fps   |
| <b>Zoom</b>                        | 16X  |
| <b>Internal siren power</b>        | 110 dB   |
| <b>Power</b>                       | 10 Watt  |
| <b>Dimensions LxWxH:</b>           | 6,5 x 6,5 x 11 cm                                    |
| <b>Weight</b>                      | 610 grams  |
| <b>Mounting type</b>               | Wall mounted and flush-mounted                       |

**bticino**

A Group brand | **legrand**

**BTicino SpA**  
 Viale Borri, 231  
 21100 Varese - Italy  
[www.bticino.com](http://www.bticino.com)