



LIGHT **now**

Light up Your world. Now


#ImprovingLives

bticino

A brand of  legrand®



LIGHT NOW




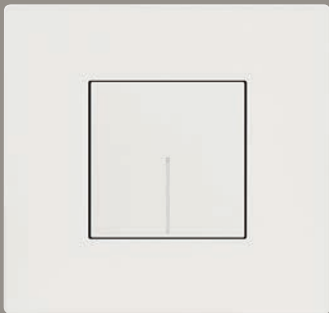
Light up Your world. Now

Merging timeless minimalist design with cutting-edge smart technologies, Light Now redefines your home management experience. Compatible with both traditional installation systems and the latest smart home solutions, Light Now is also an eco-friendly range that prioritizes sustainability by minimizing energy use and utilizing green materials, to reduce the ecological footprint.

Step into the next era of the smart home - light up your world, reduce impact, live smarter. Now.

LIGHTnow

LIGHTnow



Light up Your world. Now

Summary

Design and Green Vision

Design	4
Colors: a careful selection	6
Materials	14
Responsible packaging	17
Green Vision	18

Technology for the Smart Home

Appropriate technology for your electrical system	20
Light Now with Netatmo	26
Light Now MyHOME	30
Light Now KNX	34

A high-quality installation

Lighting frame, floating frame, supporting frame and protection	38
2 and 3 modules standard installation	40
Controls: traditional and touchless	43

Catalogue

Switches, sockets and cover plates for the residential electrical system	45
Smart home - Light Now with Netatmo	68
Smart home - Light Now MyHOME	82
Smart home - Light Now KNX	98
Dimensional data	104

Design

Extreme minimalism. Timeless beauty.



Pure design

A minimal and pure design where every detail becomes the protagonist.

Perfect alignment between cover plates and axial controls. Slightly rounded edges.



Light Now has won this prestigious international award, confirming BTicino's ability to combine technology and design.



Light

The distinctive element

Central LED

A discreet central LED, illuminated in white or blue, at the end of the soft signature, makes the control more ergonomic, facilitating its identification.

Lighting frame

A supporting led, optional, and installable even at a later time, allows for elegant illumination at the bottom of the cover plate.

Matter



Tactile sensations

A touch of style

Light Now enhances the material component with slightly grainy surfaces that create sophisticated textures. This feature offers a unique tactile experience and allows for meticulously detailed material combinations.

The ability to choose between smooth or rough surfaces allows you to select the texture that best suits your decor and personal taste.

Colors A careful selection





Refined matt


Light Now offers elegant monochromatic or tone-on-tone solutions, providing customers with numerous options to integrate the electrical system into sophisticated and harmonious environments.

Monochromatic elegance

Three colors for the mechanisms-White, Stone and Dark-perfectly complement the plates with the same finish, creating a flawless monochromatic effect.



AXIAL



ROCKER

Finishings

Light Now enhances the material component with slightly grainy surfaces that create sophisticated textures. This feature offers a unique tactile experience and allows for meticulously detailed material combinations.

Axial and rocker controls

Axial control

Allows mechanisms to always be aligned with each other to achieve the maximum elegance.

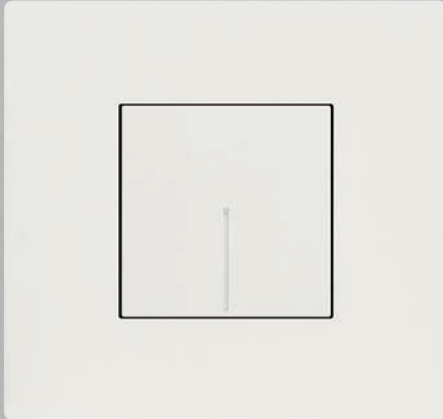
Rocker control

For those who like traditional controls in line with the standard habits.

Finishing collection

Circular. A story about recycling

WHITE




Light Now's Circular collection represents the conscious transformation of pure, all-natural materials such as viscose and mica.


This innovation aims to reduce the use of virgin materials, fitting harmoniously into circular economy practices.

Available in three color variants: pure white with a matte finish, an ever-popular and modern must-have, and two exclusive eco-friendly finishes derived from viscose from fast fashion and Mica from construction waste, giving the surfaces an elegant texture on a smooth surface.

WHITE FIBER




WHITE MICA





Finishing collection Stone. Inspired by nature

STONE




It draws inspiration from natural elements such as sand and building materials, appreciated for their texture and granularity. This collection, created on a recycled polymer, is distinguished by a new texture that is stunning both to the touch and to the eye.


Three new finishes adapt to evolving lifestyles and spaces: the monochromatic Stone, a lighter one that recalls the shade of sand, and a darker one that recalls concrete.

The water-based paint is made from organic raw materials obtained by fermenting biomass, and the characteristic textured effect is due to insoluble spheres.

SAND STONE




MOKA STONE





Finishing collection Patina. Celebrating imperfection

DARK




The Patina collection is distinguished by its consciously "imperfect" appearance, celebrating natural beauty and non-uniformity on a recycled polymer.


This effect, ideal for dark rooms that reflect the latest trends, infuses life and personality into any space, defining a sophisticated style that highlights furniture details.

The finish is achieved by applying a lightly pigmented water-based paint, used in controlled quantities. The end result is both durable and distinctive, adding a unique touch to any space.

DARK GREY



DARK GREEN






Materials

Giving a second life to waste

Circularity of materials is a cornerstone of the ecological transition

Light Now involves reduced use of raw materials and broader reuse, recycling, and regeneration of existing materials, thereby reducing waste and minimizing environmental impact.

White Fiber




Composed of

35% VISCOSA

65% RECYCLED-ABS

Fast fashion generates a large amount of waste, which seeks a new existence.

We combined viscose fibers with recycled ABS, achieving an aesthetically intriguing result.



White Mica




Composed of

37% MICA

63% RECYCLED-ABS

Mica is an interesting mineral of natural origin.

We have added mica powder derived from construction waste to recycled polymers, resulting in better technical characteristics, reduced weight and an interesting visual appeal.



Materials

Giving a second life to waste


Stone



Composed of

RECYCLED ABS
and water-based
paint from biomass

The plate, made from recycled ABS, is painted with water-based paint formulated using organic raw materials and materials obtained from biomass fermentation.



Responsible Packaging

100% recyclable paper and cardboard packaging



Plastic free packaging

100% recyclable paper and cardboard.
Box closure: use of ecological glues only.

Print

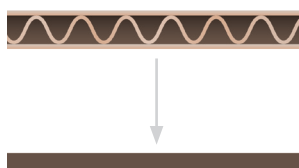
Water-based ink
One color only (black)
Use of a lesser amount of ink

Environmental labelling




Reduction of weight and volume

Reduction of packaging weight and volume through the use of solid cardboard instead of fluted one for box interiors, along with smaller packaging sizes.



Flow pack

100% Paper
100% Recyclable paper
FSC MIX Certificate.



Green Vision

Our commitment to the environment

The entire Light Now project, in continuity with BTicino values, is based on a sustainable approach which concerns procedures, technologies, environmental impact of the product, materials and packaging.

50% recycled and certified material

Light Now uses 50% recycled materials for coverplates and supports from mechanical and chemical recycling. All plastic suppliers are certified by third parties (QA-CER certified and Polycert Europe certified), demonstrating a real and concrete commitment.

Plastic free

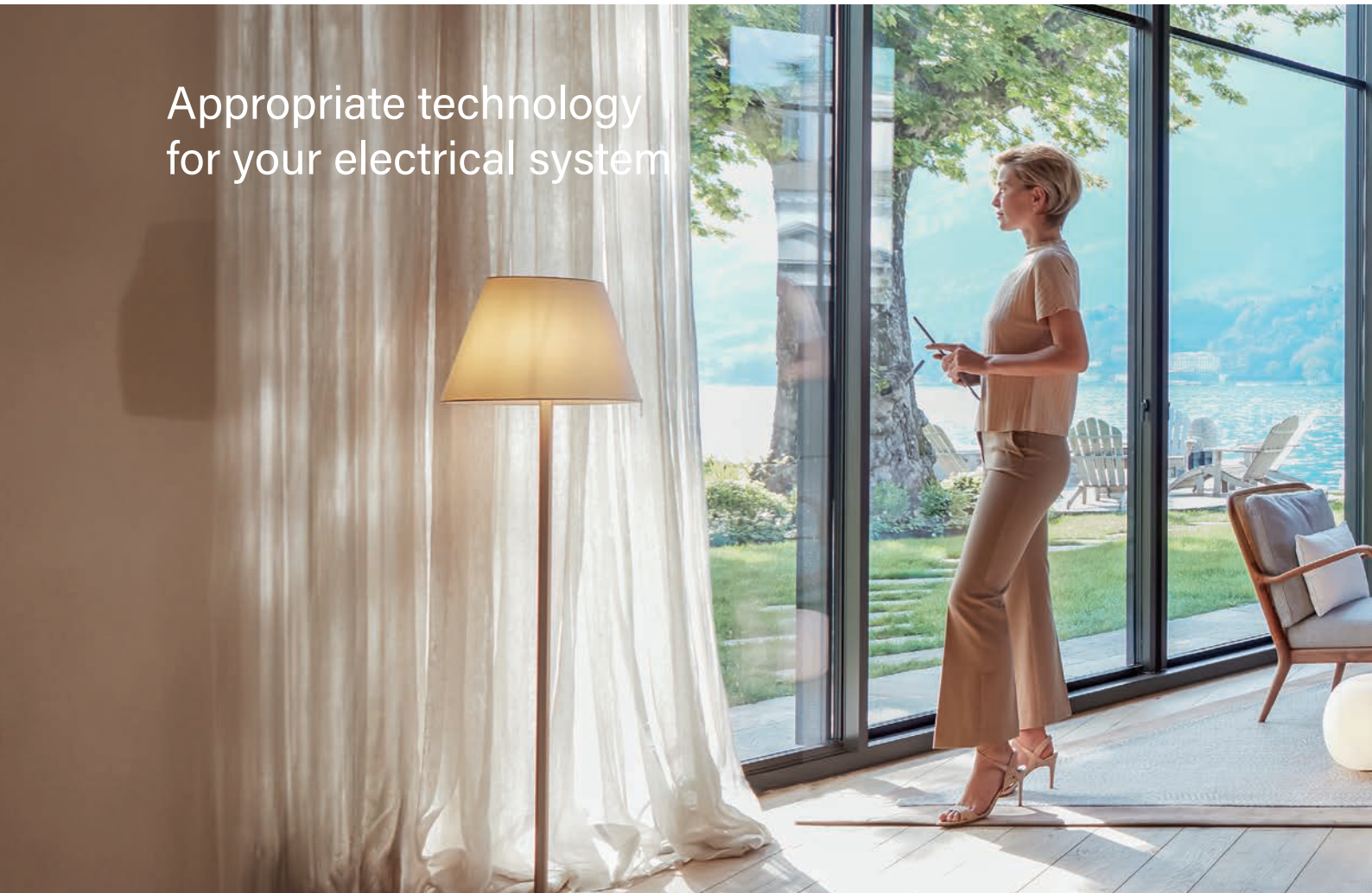
All Light Now product packaging is entirely plastic-free. Additionally, we have optimized weight and volume to the fullest extent possible, significantly minimizing the carbon footprint.

Embracing a sustainable future

Light Now's dedication to sustainability exemplifies BTicino's commitment to a better future. By harnessing solar energy and optimizing all production cycles and processes, BTicino consistently reduces the weight of all product components without compromising quality. This approach underscores our unwavering commitment to eco-sustainability, as the actions we take today shape the world of tomorrow.




Appropriate technology for your electrical system



Beyond traditional systems

With Light Now, in addition to traditional systems with classic wired devices, you can create Smart Home systems with devices radio connected, with MyHOME BUS technology or BUS with KNX standard. With Light Now you are free to choose the technology for every user need and for every type of building.


Light Now with Netatmo



Connected controls for the smart home, which communicate via radio. Fast&easy setup and use. Perfect for retrofit.

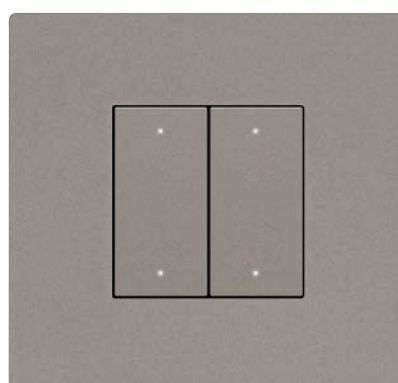


Light Now MyHOME



Connected controls for the home automation, which communicate via SCS BTicino BUS. Perfect for new and big installation. Endless possibilities.

Light Now KNX



Connected controls for the home and building automation, which communicate via KNX standard bus. Perfect for limitless expectations. Open to full integration.

One single App,
many connected advantages





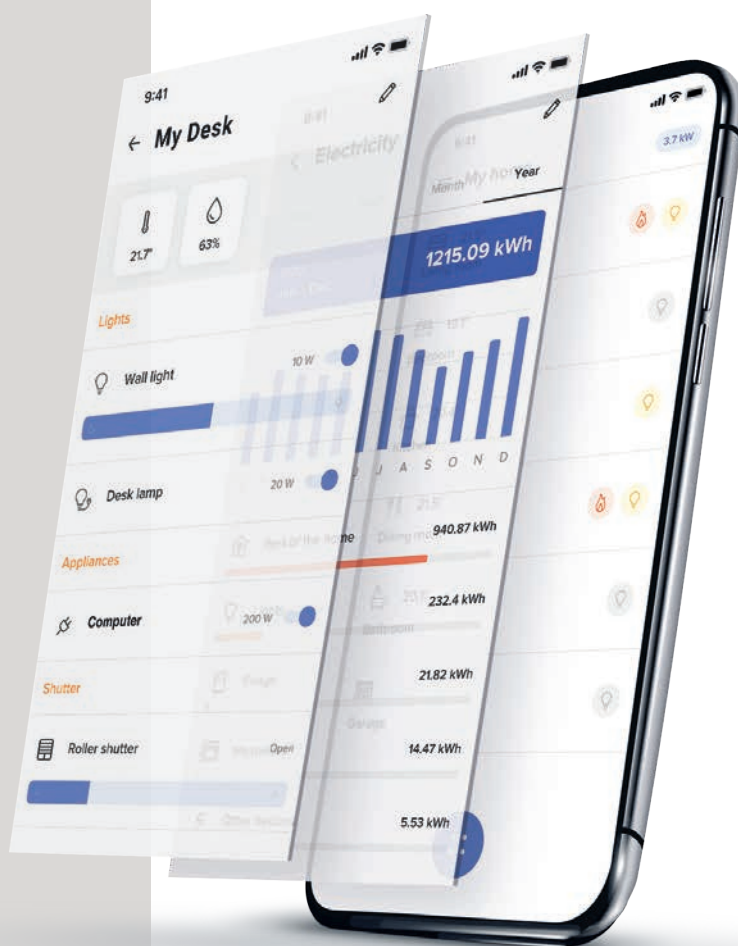
App Home + Control

Manage your home in a simple and intuitive way

Regardless of the technology used to create the Smart Home system, via radio or MyHOME BUS, your Customer will be able to manage all the functions in a simple and intuitive way, both inside and outside the home, using iOS or Android mobile devices and the specific Home + Control app.

What your customer can do:

1. Check the lights, shutters and connected loads dealing with.
2. Manage the temperature in the various rooms of the house based on personalized profiles.
3. Check electricity consumption.
4. Receive notifications about the status of the system and of loads.
5. Avoid disconnection (black-out) of loads in case of excessive absorption.
6. Create and manage custom scenarios as well as enable or disable those pre-set during system installation.



Light management,
roller shutters and scenarios:
everything within reach of your voice
with your favorite voice assistants.




Voice control

Thanks to the integration with voice assistants Amazon, Google and Apple, your Customer will be able to manage the functions of the Smart system by voice and by hand free, regardless of technology used to create the system, via radio or via BUS MyHOME.



If the video door entry system is integrated into the system with the Classe 300EOS with Netatmo internal unit, your customer will also be able to use this device to manage all the functions by voice, thanks to the natively integrated Alexa assistant.

**Alexa,
turn on the
kitchen lights**




Light Now with Netatmo

Smart home controls, connected and communicating via radio

You can create a new Smart system or add Smart features to an existing system by installing a specific gateway and devices connected to your home Wi-Fi network.

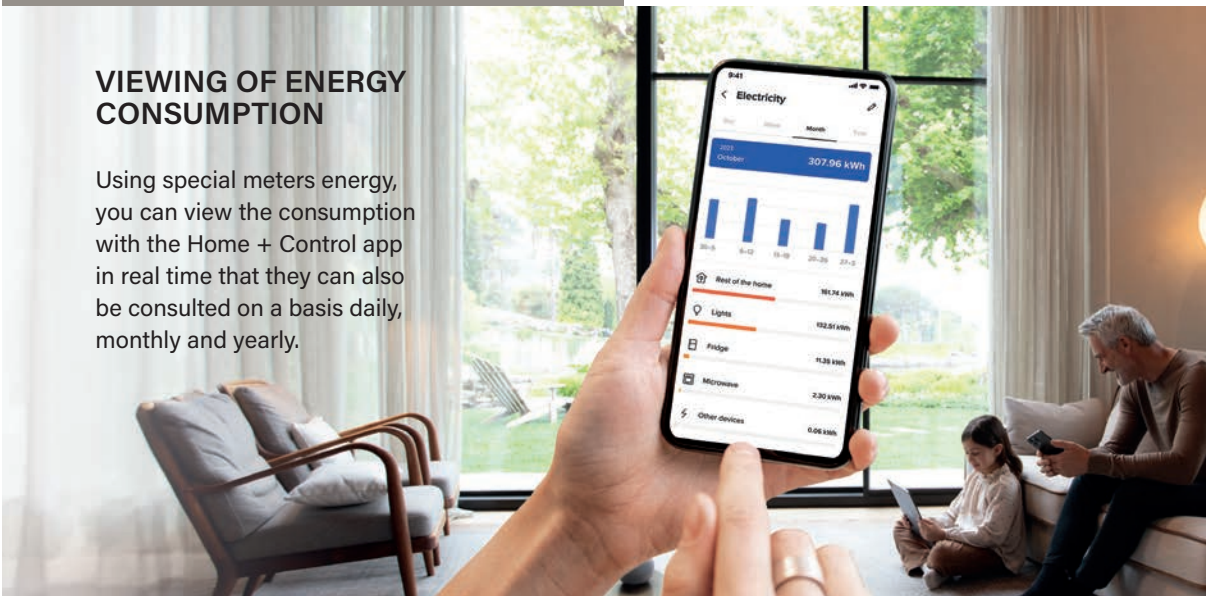
This process is simple for installers and convenient for customers, who they can easily extend the points control with wireless devices.



Energy saving functions

VIEWING OF ENERGY CONSUMPTION

Using special meters energy, you can view the consumption with the Home + Control app in real time that they can also be consulted on a basis daily, monthly and yearly.



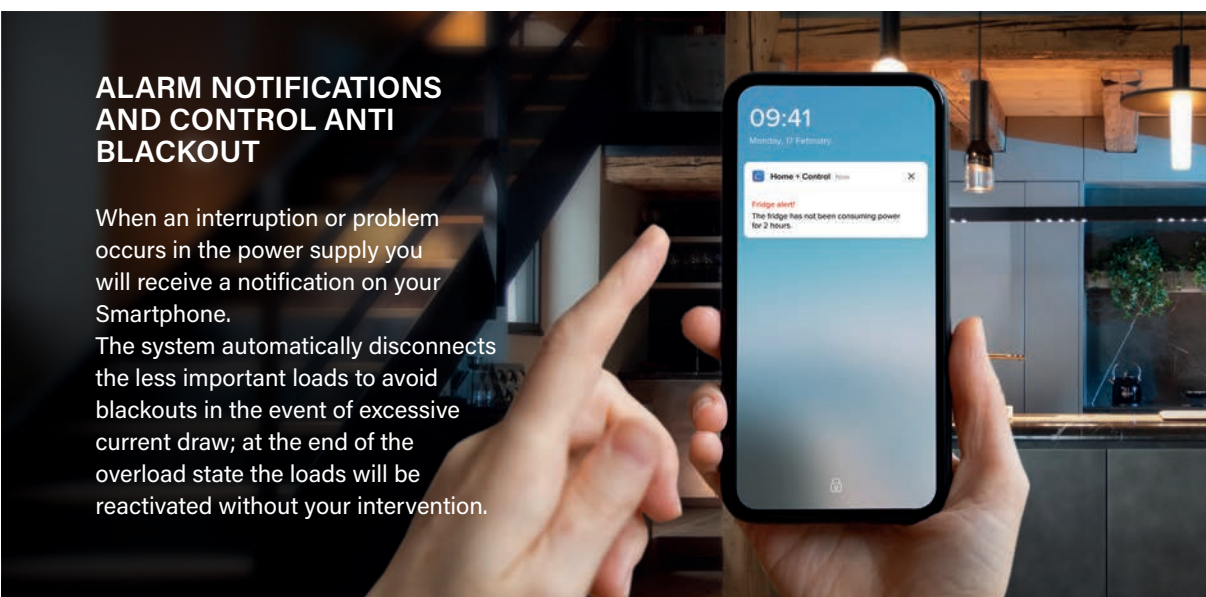
CONTROL OF TEMPERATURE

Control and manage the temperature of your home in a smart way, wherever you are, thanks to integrated wi-fi connectivity, the Home+ Control App and compatibility with voice assistants. You can choose to use the Smarter thermostat for managing the heating or the Smarter AC for cooling the air conditioning with split and fan coil.



ALARM NOTIFICATIONS AND CONTROL ANTI BLACKOUT

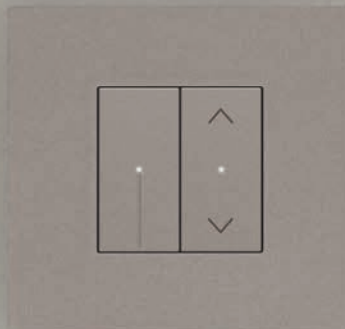
When an interruption or problem occurs in the power supply you will receive a notification on your Smartphone. The system automatically disconnects the less important loads to avoid blackouts in the event of excessive current draw; at the end of the overload state the loads will be reactivated without your intervention.



Light Now with Netatmo - Functions for comfort and safety


LIGHT AND SHUTTERS CONTROL

Management of standard lamps and colored with ON/OFF and dimmer modes for optimal comfort. Management of the UP/DOWN position of the roller shutter with level control capability and quick recall of the preferred position. Lights, shutters and loads connected to the sockets can also be activated at times and days set by the user via the Home + Control app.



ACTIVATION OF SCENARIOS

One touch activation on the control device or using the Home + Control app, of more lights and shutters and ideal temperature for creating personalized comfort situations by the user. You can also use the pre-setted EXIT scenario to turn off all the lights and lower all the shutters when you leave the house.



INTEGRATION WITH NETATMO SAFETY DEVICES

At the electrical system can be integrate security solutions Netatmo, such as cameras, sensors for doors and windows, smoke detectors etc.; functions will be managed from the dedicated Home + Security app.

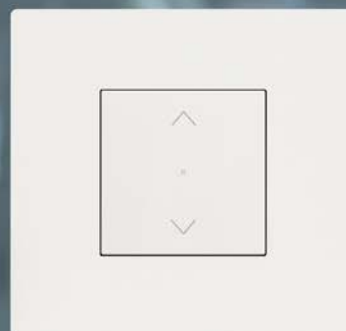


SYSTEM EXPANSION WITH WIRELESS DEVICES

The number of control points in the system can be increased using wireless devices that can be installed anywhere by the user and repositioned according to any new needs.

Wireless controls are available in two versions:

battery-powered and no battery; the latter they are particularly suitable in environments where you want to minimize maintenance of the electrical system.



WIRELESS DEVICES FOR OUTDOORS

For applications where greater protection is required from water, dust and external agents, wireless controls are available without batteries and with IP55 protection rating. Control points for turning on the lights or opening of the gate can be added outside the house without the need for wiring.



Light Now MyHOME

Smart home controls connected via SCS BTicino BUS

The MyHOME system offers advanced solutions for the design, configuration and management of advanced SmartHome functions. MyHOME is a customisable, flexible and integrable BUS system to meet the needs of comfort, energy saving and safety through local and remote control, applicable in any residential context, even in large environments (*).

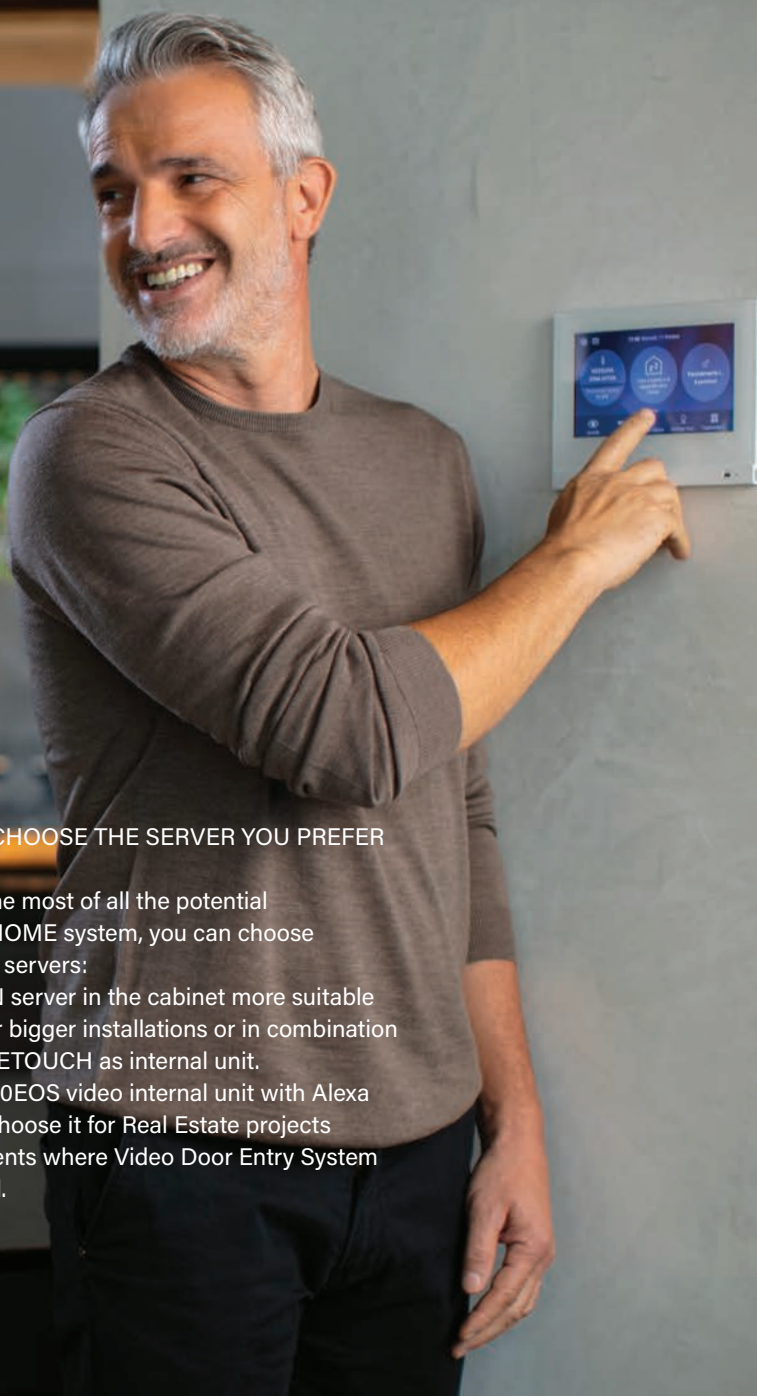


FREE TO CHOOSE THE SERVER YOU PREFER

To make the most of all the potential of the MyHOME system, you can choose between 2 servers:

- F460 DIN server in the cabinet more suitable for villas or bigger installations or in combination with HOMETOUCH as internal unit.
- Classe300EOS video internal unit with Alexa Built-In. Choose it for Real Estate projects or apartments where Video Door Entry System is included.

Note (*): up to 525 addresses.



NEW MULTIFUNCTION COMMAND

The control experience is now improved with the management of multiple functions (up to 4 functions on 2 modules) over the same modularity following market trends and the advanced home automation systems. Functions can be combined in different ways and personalized with new dedicated key covers.



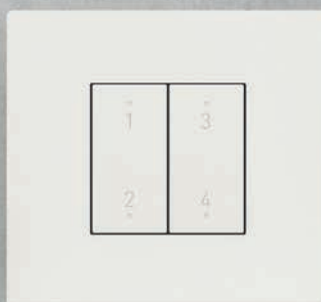
LIGHTING MANAGEMENT

MyHOME is now compatible with Dali2 Protocol for the lighting management of ON/OFF, dimmer, RGB RGBW (colour and tunable white) & fade in-out in order to create the ideal atmosphere for any need.



SCENARIOS MANAGEMENT

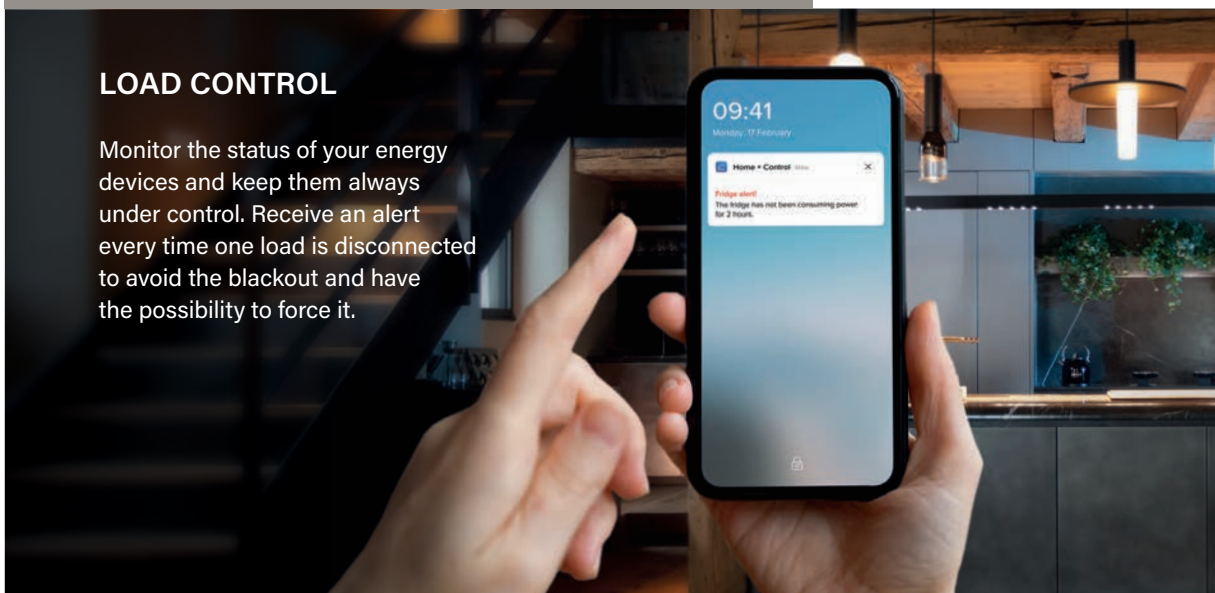
Since MyHOME is able to manage large installations, up to 525 addresses, it is possible to manage scenarios (setting with just one touch of the lights, of the shutters and the temperature) up to 150 in the Home +Project app and up to 100 in the Home + Control app.



Light Now MyHOME - Energy saving functions

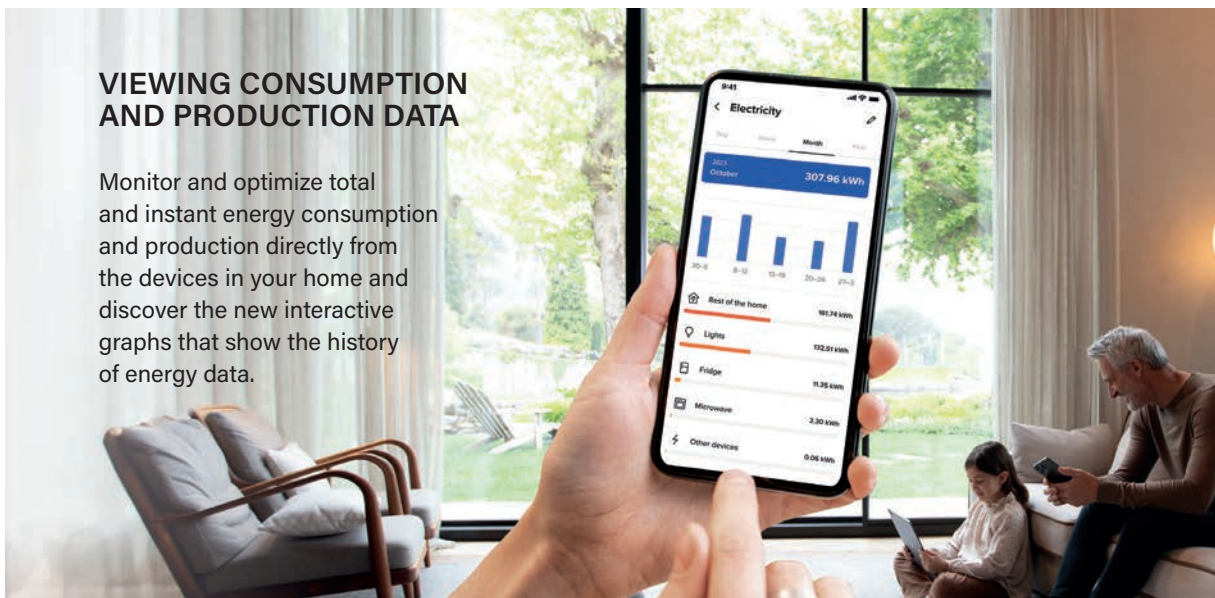
LOAD CONTROL

Monitor the status of your energy devices and keep them always under control. Receive an alert every time one load is disconnected to avoid the blackout and have the possibility to force it.



VIEWING CONSUMPTION AND PRODUCTION DATA

Monitor and optimize total and instant energy consumption and production directly from the devices in your home and discover the new interactive graphs that show the history of energy data.



ZONE TEMPERATURE CONTROL

By installing multiple temperature probes in the rooms of the house it is possible carry out zone control (max. 99) of the temperature for optimize consumption. The profile of ideal temperature is set and customized by the user through the Home + Control app.





App Home + Project Design and configure the system easily

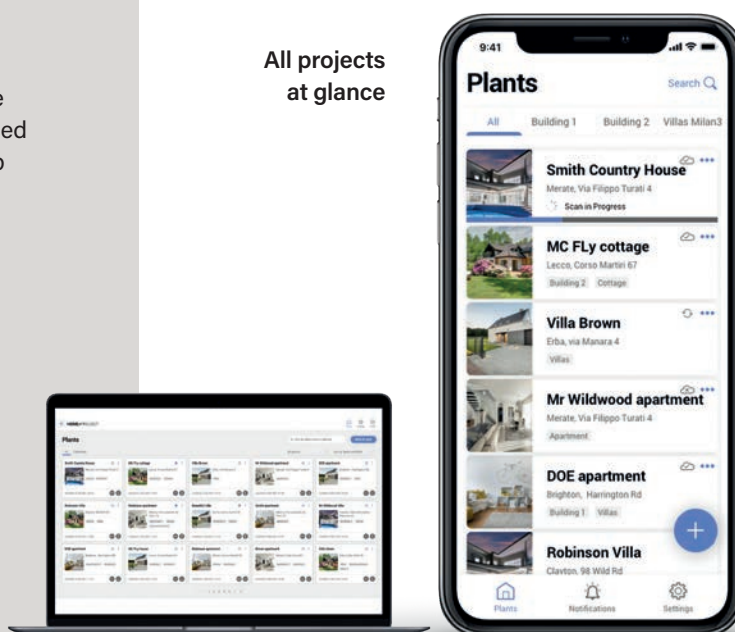
Home + Project is a tool dedicated to the installer, which simplifies the design and configuration process of the MyHOME system, regardless of the server used, item F460 or Classe 300EOS with Netatmo. It is available in 2 versions: a web App version for designing in the office via a desktop, accessible via the site <https://homeproject.legrand.com/> and an App version for iOS and Android Smartphones and Tablets suitable for use on site.

Discover its new features

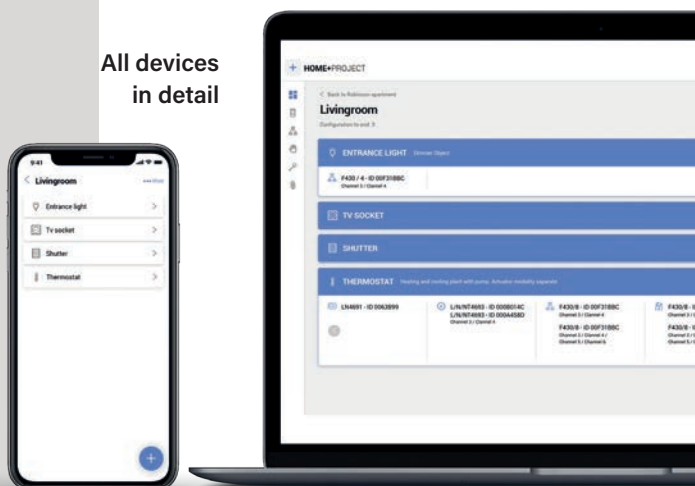
To make the installers' experience even more flexible, discover all the new functions released which simplify configuration, making the app more intuitive and complete:

1. Configuration backup and restore
2. Testing of system functions
3. Export of device addresses
4. System configuration even when the Internet is not available
5. Firmware update of the devices
6. "Identify" test for the recognition of the loads
7. Calibration of the temperature probe
8. Association of several control devices with one actuator
9. Automatic association of controls with actuators
10. Even more stable connection to the system
11. Compatibility with Tablet devices
12. Replacement of a device without reconfiguring the system

All projects
at glance



All devices
in detail



Light Now KNX

Connected controls for the Home and Building automation, which communicate via KNX standard BUS.

Dress KNX systems with Light Now aesthetics.

The Light Now range of devices is completed with a KNX certified multifunction control device that guarantees interoperability both between the KNX products of the BTicino offer and the products of different manufacturers. It will thus be possible to create advanced solutions for the intelligent management of comfort and energy saving functions in hotels, hospitals, tertiary and residential environments.



MULTIFUNCTION CONTROL

Advanced device to be combined with the relevant key covers equipped with graphics, to manage up to 4 functions different configurable with the ETS software and editable at any time.

BUS



Light Now KNX - Functions


LIGHT CONTROL

Management of standard lamps and colored with ON/OFF mode and dimmer for optimal comfort.



SHUTTERS MANAGEMENT

Control of the position UP/DOWN with memorization of favourite position.



MANAGEMENT OF SCENARIOS

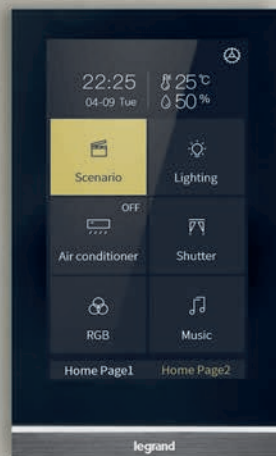
Setting with just one touch of the lights, of the shutters and temperature to create comfort situations or prepare the environment for when it's not busy.



Light Now KNX - Devices

TOUCH SCREEN


Devices available with 4" and 5" screen, equipped with a temperature and proximity sensor for centralized management of all functions via dedicated pages.



CONTROLLER

Multi-purpose devices for management of:

- Lighting with ON/OFF or dimmer mode
- Motorized shutters and doors
- Devices HVAC thermoregulation



PRESENCE SENSORS

Apart from simple ON/OFF and dimming controls, sensors provide access to the advanced automation functions required in any "green" building: stand-by/maintained dimming, programmed lighting maintenance as well as scenario triggering dependent on presence/absence, natural light levels or time.

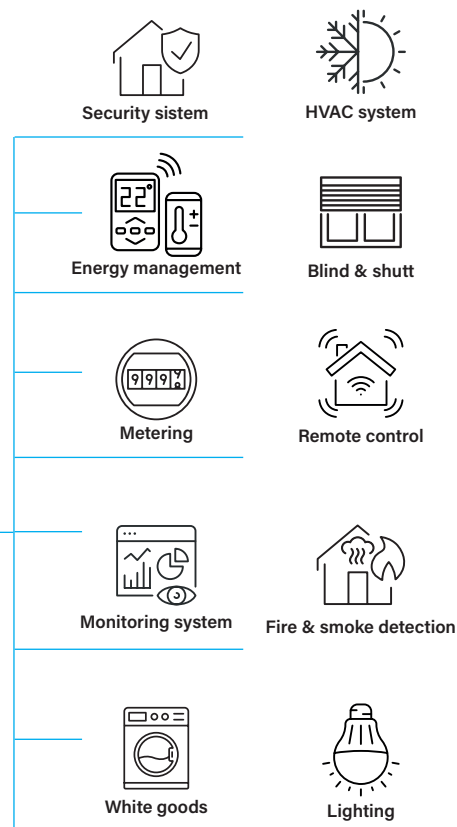


FULL INTEROPERABILITY WITH ALL THIRD PARTY APPLICATIONS AND SYSTEMS

Beyond providing optimum control of lighting, shutters, temperature and socket outlets, the KNX protocol is interoperable with all applications installed: you are free to complete your project with other products (heating and ventilation, fire alarms, emergency lighting, etc.) or software leveraging the KNX standard, whoever supplies them!





BTicino KNX solutions can therefore be integrated into an active general building management system, making it possible to display consumption or to be alerted when a fault occurs!



A high-quality installation

LIGHTING FRAME

A led can be added to the frame to create an elegant light in the ambient, and to provide discreet guide lighting to improve living in the spaces.

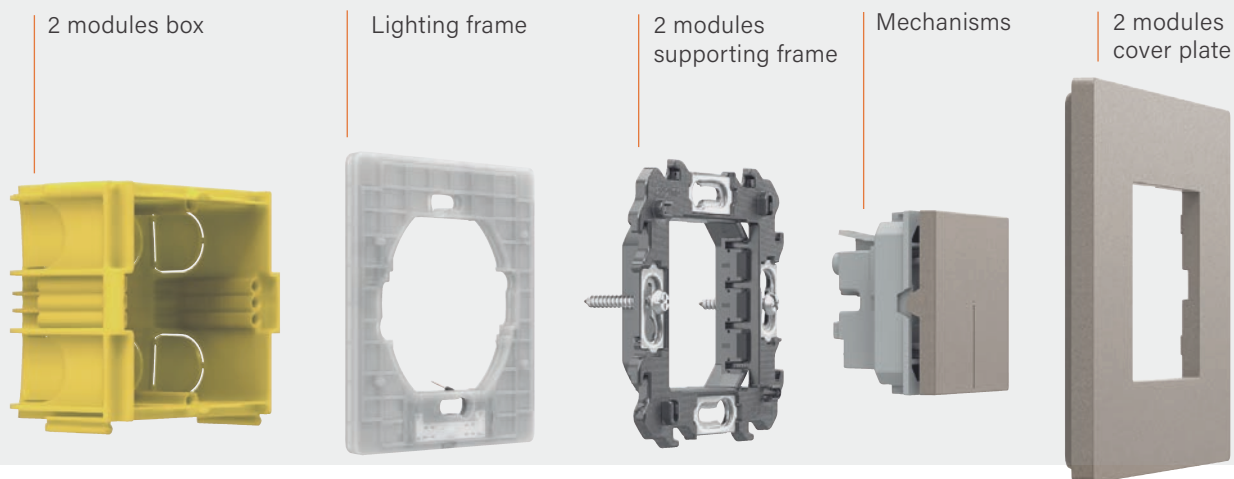


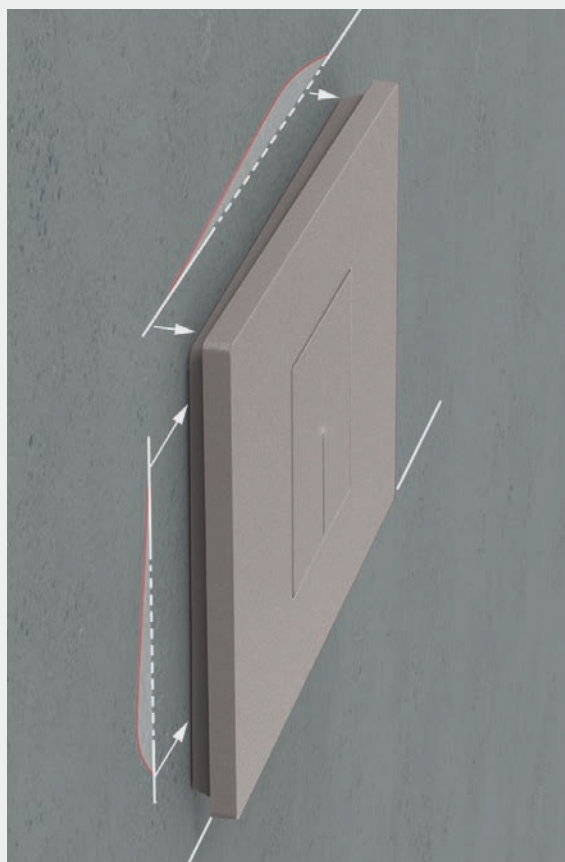
Example of use in the hallway or entrance hall

Cases of use

- **Hallway or Entrance:** installed at skirting board height, it turns on when it's dark (e.g., manually via a switch or automatically using a twilight sensor) to assist the movement of people living there.
- **Internal Staircases:** installed at skirting board height, it automatically turns on via a motion sensor when people pass by, facilitating movement in the dark.
- **Children's Bedroom:** Installed at skirting board height and/or light switch height, it turns on when it's dark (e.g., manually via a switch or automatically using a twilight sensor), providing a "courtesy light" in the room.
- **Terrace:** installed at the switch point for terrace light lights up to highlight the status of the terrace light (on/off)

Lighting frame installation





FLOATING FRAME

It's the flexible frame at the back of cover plate that assures perfect allignement and fitting in any condition.

The floating frame gives the possibility of:

- 1) hiding wall defects;
- 2) hiding any irregularity in flush mounted boxes positioning;
- 3) hiding the external collars of plasterboard boxes.


AUTOMATIC TERMINALS

Fast: just a few seconds required for wiring the device.

Simplicity: no special wiring tools required.

Reliable and Resistant: cable connection strength guaranteed across the time

Flexibility: possibility of using cables of different sections.




BETTER PROTECTION

The support has a protective shell, wich can be used to protect supports and mechanisms from possible damage during decorating activities, for example when painting the walls.



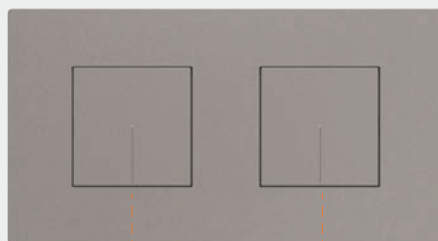

STRONGER SUPPORT

Up to 4 times stronger than the current version, thanks to the new geometry and high performance materials.




A high-quality installation

2 MODULES STANDARD INSTALLATION



center distance **71 mm**


Available up to 4 gangs




center distance **57 mm**

Available up to 3 gangs

2 modules box



2 modules supporting frame




Mechanisms




2 modules cover plate



2 modules box




2 modules supporting frame







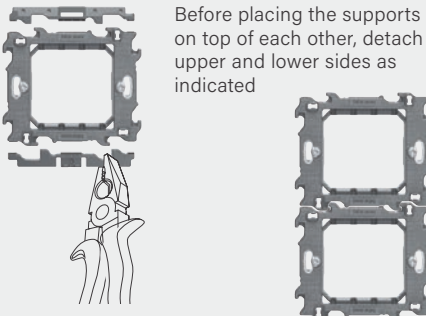




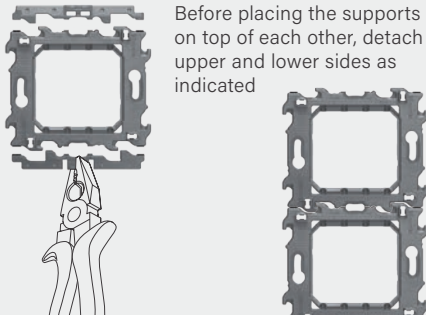
Mechanisms



2+2 modules cover plate




INSTALLATION OF 2 MODULES SUPPORTING FRAMES

	71 mm center distance installation	57 mm center distance installation
 <p>Y4702 (fixing with screws)</p>	 <p>To place side by side or more supports</p>	
 <p>Y4702G (fixing with clips)</p>	 <p>To place side by side or more supports</p>	 <p>Before placing the supports on top of each other, detach upper and lower sides as indicated</p>
 <p>Y4702GTR (fixing with clips)</p>	 <p>To place side by side or more supports</p>	
 <p>Y4702B (fixing with screws)</p>	 <p>Y4702BS (fixing with screws)</p>	 <p>Before placing the supports on top of each other, detach upper and lower sides as indicated</p>


Note: for both Y4702B and Y4702BS

A high-quality installation


3 MODULES STANDARD INSTALLATION




2 modules





3 modules



4 modules




7 modules



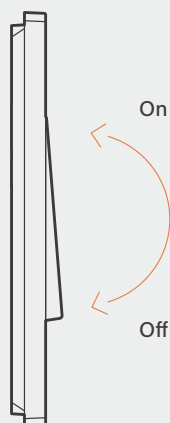

Controls: traditional and touchless

A full range of controls from which to choose the most appropriate solution.



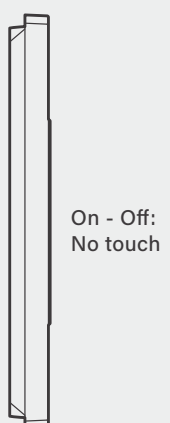

Axial control

Designed for maximum elegance, axial control keeps mechanisms perfectly aligned with cover plates



Rocker control




Designed for users who appreciate traditional switches in line with their usual practices.



Touchless controls

With these new highly responsive controls, you only need to bring your hand close without touching the surface to turn on – off the light, ensuring high hygiene even for switches.

Light Now




Standard system

SECTION 1

Light Now

Switches, sockets and cover plates for the residential electrical system.



Type of system	Catalog section
Light Now standard system (Switches, sockets and cover plates for the residential electrical system)	1
Light Now with Netatmo (Connected controls for the smart home, which communicate via radio)	2 + 1
Light Now MyHOME (Connected controls for the smart home, which communicate via SCS BTicino bus)	3 + 1
Light Now KNX (Connected controls for the smart building, which communicate via KNX standard bus)	4 + 1

Light Now

basic control devices



Description	Color	Axial		Rocker	
		1 module Item	2 modules Item	1 module Item	2 modules Item
1 way switch 1P 10 AX 250 V~ automatic terminals	□ White	YW4051A	YW4051M2A	YW4001A	YW4001M2A
	■ Stone	YG4051A	YG4051M2A	YG4001A	YG4001M2A
	■ Dark	YD4051A	YD4051M2A	YD4001A	YD4001M2A
2 way switch 1P 10 AX 250 V~ automatic terminals	○ Neutral	Y4051A	Y4051M2A	Y4001A	
	□ White	YW4053A	YW4053M2A	YW4003A	YW4003M2A
	■ Stone	YG4053A	YG4053M2A	YG4003A	YG4003M2A
	■ Dark	YD4053A	YD4053M2A	YD4003A	YD4003M2A
4 way switch 1P 10 AX 250 V~ screw & plate terminals	□ White	YW4054	YW4054M2	YW4004	YW4004M2
	■ Stone	YG4054	YG4054M2	YG4004	YG4004M2
	■ Dark	YD4054	YD4054M2	YD4004	YD4004M2
	○ Neutral	Y4054	Y4054M2	Y4004	
	○ Neutral	Y4054LW*	Y4054M2LW*		
Pushbutton 1P (NO) 10 A 250 V~ automatic terminals	□ White	YW4055A	YW4055M2A	YW4005A	YW4005M2A
	■ Stone	YG4055A	YG4055M2A	YG4005A	YG4005M2A
	■ Dark	YD4055A	YD4055M2A	YD4005A	YD4005M2A
	○ Neutral	Y4055A	Y4055M2A	Y4005A	

* Supplied with WHITE LED with high luminous intensity for backlighting (the LED is not interchangeable)

** Supplied with BLUE LED with high luminous intensity for backlighting (the LED is not interchangeable)

Note: neutral controls are supplied without key covers. They must be finished using the key covers listed in the following pages. The key covers of other controls may be replaced by those listed in the following pages.

LEDs for rocker control


LED Color	230 V ~	12/24 V ~
White	LN4742V230T	LN4742V12T
Blue	LN4742V230B	

LEDs for axial control

LED Color	230 V ~	12/24 V ~
White	LN4743/230T	LN4743/12T
Blue	Y4743V230B	Y4743V12B

Note: blue LED can be used to make traditional devices chromatically uniform to smart devices, which are equipped with a blue LED non-replaceable.

LED INSERTION



Light Now

rocker and axial key covers



Lightable key covers



Description	Color	1 module	2 modules
		Item	Item
Rocker	<input type="checkbox"/> White	YW4915	YW4915M2
	<input checked="" type="checkbox"/> Stone	YG4915	YG4915M2
	<input checked="" type="checkbox"/> Dark	YD4915	YD4915M2
Axial	<input type="checkbox"/> White	YW4916	YW4916M2
	<input checked="" type="checkbox"/> Stone	YG4916	YG4916M2
	<input checked="" type="checkbox"/> Dark	YD4916	YD4916M2



Note: these key covers are suitable for installation on neutral control devices (supplied without key cover), or as replacement for the original key covers supplied.








Lightable key cover with symbol





Rocker			1 module	2 modules
Description		Color	Item	Item
Key cover with LAMP symbol		<input type="checkbox"/> White	YW4915A	YW4915AM2
		<input checked="" type="checkbox"/> Stone	YG4915A	YG4915AM2
		<input checked="" type="checkbox"/> Dark	YD4915A	YD4915AM2
Key cover with BELL symbol		<input type="checkbox"/> White	YW4915D	YW4915DM2
		<input checked="" type="checkbox"/> Stone	YG4915D	YG4915DM2
		<input checked="" type="checkbox"/> Dark	YD4915D	YD4915DM2
Key cover with KEY symbol		<input type="checkbox"/> White	YW4915F	YW4915FM2
		<input checked="" type="checkbox"/> Stone	YG4915F	YG4915FM2
		<input checked="" type="checkbox"/> Dark	YD4915F	YD4915FM2
Key cover with FAN symbol		<input type="checkbox"/> White	YW4915R	YW4915RM2
		<input checked="" type="checkbox"/> Stone	YG4915R	YG4915RM2
		<input checked="" type="checkbox"/> Dark	YD4915R	YD4915RM2
Key cover with BOYLER symbol		<input type="checkbox"/> White	YW4915S	YW4915SM2
		<input checked="" type="checkbox"/> Stone	YG4915S	YG4915SM2
		<input checked="" type="checkbox"/> Dark	YD4915S	YD4915SM2
Key cover with HEATER symbol		<input type="checkbox"/> White	YW4915P	YW4915PM2
		<input checked="" type="checkbox"/> Stone	YG4915P	YG4915PM2
		<input checked="" type="checkbox"/> Dark	YD4915P	YD4915PM2
Axial				
Key cover with LAMP symbol		<input type="checkbox"/> White	YW4916A	YW4916AM2
		<input checked="" type="checkbox"/> Stone	YG4916A	YG4916AM2
		<input checked="" type="checkbox"/> Dark	YD4916A	YD4916AM2
Key cover with BELL symbol		<input type="checkbox"/> White	YW4916D	YW4916DM2
		<input checked="" type="checkbox"/> Stone	YG4916D	YG4916DM2
		<input checked="" type="checkbox"/> Dark	YD4916D	YD4916DM2
Key cover with KEY symbol		<input type="checkbox"/> White	YW4916F	YW4916FM2
		<input checked="" type="checkbox"/> Stone	YG4916F	YG4916FM2
		<input checked="" type="checkbox"/> Dark	YD4916F	YD4916FM2
Key cover with FAN symbol		<input type="checkbox"/> White	YW4916R	YW4916RM2
		<input checked="" type="checkbox"/> Stone	YG4916R	YG4916RM2
		<input checked="" type="checkbox"/> Dark	YD4916R	YD4916RM2
Key cover with BOYLER symbol		<input type="checkbox"/> White	YW4916S	YW4916SM2
		<input checked="" type="checkbox"/> Stone	YG4916S	YG4916SM2
		<input checked="" type="checkbox"/> Dark	YD4916S	YD4916SM2
Key cover with HEATER symbol		<input type="checkbox"/> White	YW4916P	YW4916PM2
		<input checked="" type="checkbox"/> Stone	YG4916P	YG4916PM2
		<input checked="" type="checkbox"/> Dark	YD4916P	YD4916PM2






Item	2P 1 way switches
<input type="checkbox"/> YW4002 <input type="checkbox"/> YG4002 <input type="checkbox"/> YD4002	 2P 16 A 250 V~ - lightable with led lamps LN4742V230T - LN4742V127T - LN4742V12T - 1 module.
<input type="checkbox"/> YW4011 <input type="checkbox"/> YG4011 <input type="checkbox"/> YD4011	 2P 32 A 250 V~ - 2 modules


Item	Switches with key
<input type="checkbox"/> YW4012 <input type="checkbox"/> YG4012 <input type="checkbox"/> YD4012	 1-way switch 2P 10 AX - 250 V~ with key - the key can be taken out even in the off position - the keys are different - 1 module
<input type="checkbox"/> YW4022 <input type="checkbox"/> YG4022 <input type="checkbox"/> YD4022	 2-way switch 10 AX - 250 V~ with key - the key can be taken out even in the off position - the keys are different - 1 module

Item	Pushbuttons
<input type="checkbox"/> Y4040	 1P (NO) 3A 250 V~ - backlighting nameplate (the LED is not interchangeable) with integrated LED 250 V~ 0,5 W white - 2 modules
<input type="checkbox"/> YW4034A <input type="checkbox"/> YG4034A <input type="checkbox"/> YD4034A	 10 A 250 V~ opening pushbutton 1P NO/NC, lightable - automatic terminals - 1 module
<input type="checkbox"/> YW4033 <input type="checkbox"/> YG4033 <input type="checkbox"/> YD4033	 Cord pushbutton 1P NO/NC 10 A 250 V~ - cord length 1,8 m - 1 module
<input type="checkbox"/> YW4055AM2A	 Axial Pushbutton 1P (NO) 10 A 250 VA - Key cover with LAMP symbol - automatic terminals - 2 modules
<input type="checkbox"/> YW4055DM2A	 Axial Pushbutton 1P (NO) 10 A 250 VA - Key cover with BELL symbol - automatic terminals - 2 modules
<input type="checkbox"/> YW4005AM2A	 Rocker Pushbutton 1P (NO) 10 A 250 VA - Key cover with LAMP symbol - automatic terminals - 2 modules
<input type="checkbox"/> YW4005DM2A	 Rocker Pushbutton 1P (NO) 10 a 250 VA - Key cover with BELL symbol - automatic terminals - 2 modules

Item	Key card switches
<input type="checkbox"/> YW4549M2 <input type="checkbox"/> YG4549M2 <input type="checkbox"/> YD4549M2	 Badge-holder pocket for the power supply inside the hotel room - slot light with built-in lamp - 30 second switch-off delay - max. load 30 VA Power supply 230 V~ - 2 modules
<input type="checkbox"/> YW4549 <input type="checkbox"/> YG4549 <input type="checkbox"/> YD4549	 Badge-holder pocket for the power supply inside the hotel room - slot light with built-in lamp - 30 second switch-off delay - max. load 30 VA Power supply 230 V~ - 3 modules
<input type="checkbox"/> YW4548M2 <input type="checkbox"/> YG4548M2 <input type="checkbox"/> YD4548M2	 Badge-holder pocket for the power supply inside the hotel room with RFID technology recognition - slot light with built-in lamp - 30 second switch-off delay - power supply 230 V~ - 2 modules
<input type="checkbox"/> YW4548 <input type="checkbox"/> YG4548 <input type="checkbox"/> YD4548	 Badge-holder pocket for the power supply inside the hotel room with RFID technology recognition - slot light with built-in lamp - 30 second switch-off delay - power supply 230 V~ - 3 modules

Item	Hotel do not disturb / make up the room controls
<input type="checkbox"/> YW4027HN <input type="checkbox"/> YG4027HN <input type="checkbox"/> YD4027HN	 Changeover switch 1P 10 AX 250 V~ for hotel room "do not disturb / make up the room" - not lightable - 1 module
<input type="checkbox"/> Y4373	 Flush light indicator unit signalling "do not disturb / make up the room", to be used with changeover switch for hotel room - power supply 127/230 V~ - 1 module

Item	Touchless switches
<input type="checkbox"/> YW4003TL <input type="checkbox"/> YG4003TL <input type="checkbox"/> YD4003TL	 Touchless switch for lighting. Allows to control light sources by simply passing the hand in front of the switch. Detection distance 6 cm LED indicator light, activated by default (can be switched off). Mechanism depth 20 mm, compatible with all types of flush-mounting boxes. 2 possibilities of cabling : • With neutral, 3 wires Accepted power by lamp type: - LEDs and CFL lamps: 200 W LED - Incandescent and halogen lamps: 200 W - LEDs, CFLs, halogen lamps, fluorescent tubes with ferromagnetic or electronic transformer: 200 VA • Without neutral, 2 wires Accepted power by lamp type: - LEDs and CFL lamps: 5 to 200 W LED - Incandescent and halogen lamps: 5 to 200 W - LEDs, CFLs, halogen lamps, fluorescent tubes with ferromagnetic or electronic transformer: 200 VA • 4 modes available: - 1-way switch mode: wiring with or without neutral - 2-way switch mode: wiring with neutral mandatory - Master/Slave mode: wiring with neutral mandatory, 3 slaves max. - Push-button mode: wiring with neutral mandatory, for controlling relays or a "with Netatmo" micromodule - 2 modules

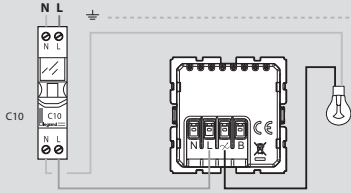
<input type="checkbox"/> YW4005TL <input type="checkbox"/> YG4005TL <input type="checkbox"/> YD4005TL	 Touchless switch for doors, electric and electromagnetic door locks. Allows to control door opening by simply passing the hand in front of the switch. Detection distance adjustable from 10 cm (default setting) to 30 cm LED indicator light, activated by default (can be switched off). Mechanism depth 25 mm, compatible with all types of flush-mounting boxes. Power supply 12 - 24 - 48 V= Available modes : - ON/OFF mode/pulse mode (by default mode) - NC/NO mode (by default mode) - 2 modules.
-------------------------------------------------------------------------------------------------------------	--------------------------------------------------------------------------------------------------------------------------------------------------------------------------------------------------------------------------------------------------------------------------------------------------------------------------------------------------------------------------------------------------------------------------------------------------------------------------------------------------------------------------------------------------------------------------------------------------------------

Light Now

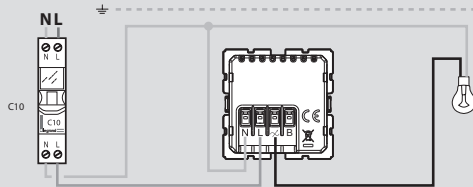
other control devices

Options for the installation of touchless switches for lighting Item YW/YG/YD4003TL

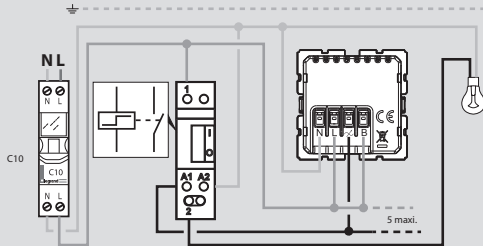
Wiring without neutral



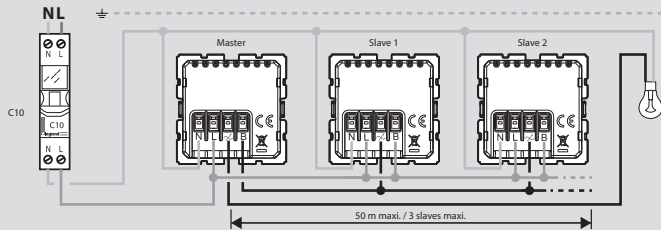
Wiring Line + Neutral



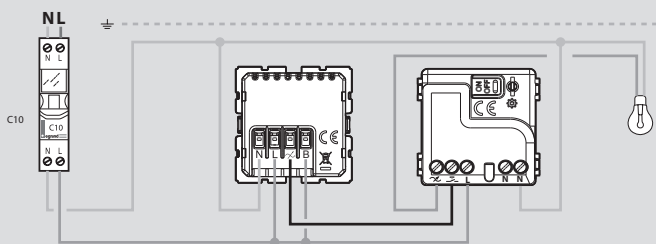
Wiring in NO mode



Wiring in master/slave mode

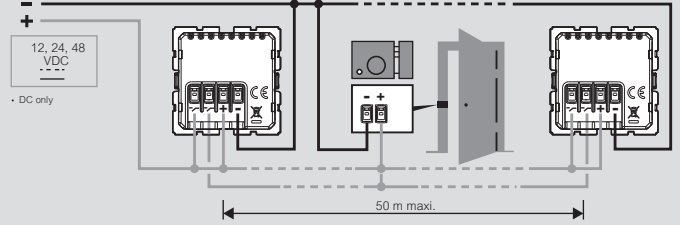


Wiring with micromodule




Installation of touchless switches for doors Item YW/YG/YD4005TL






Wiring diagram




Light Now

control for shutters and fans



Item	Changeover switch
<input type="checkbox"/> YW4027N	 Changeover switch 1P 10 AX - 250 V~ 1-0-2 - not lightable - 1 module
<input checked="" type="checkbox"/> YG4027N	
<input checked="" type="checkbox"/> YD4027N	
<input type="checkbox"/> YW4027NM2	 Changeover switch 1P 10 AX - 250 V~ 1-0-2 - not lightable - 2 modules
<input checked="" type="checkbox"/> YG4027NM2	
<input checked="" type="checkbox"/> YD4027NM2	
<input type="checkbox"/> YW4037N	 Double pushbutton with interlock with UP and DOWN symbol 1P NO + 1P NO 10 A 250 V~ - not lightable - 1 module
<input checked="" type="checkbox"/> YG4037N	
<input checked="" type="checkbox"/> YD4037N	
<input type="checkbox"/> YW4037NM2	 Double pushbutton with interlock with UP and DOWN symbol 1P NO + 1P NO 10 A 250 V~ - not lightable - 2 modules
<input checked="" type="checkbox"/> YG4037NM2	
<input checked="" type="checkbox"/> YD4037NM2	
<input type="checkbox"/> YW4036	 Double pushbutton 1P NO + 1P NO 10 A 250 V~ - not lightable - 1 module
<input checked="" type="checkbox"/> YG4036	
<input checked="" type="checkbox"/> YD4036	

Item	Fan controller
<input type="checkbox"/> YW4017	 Fan controller 4 positions 0-1-2-3 - 2 module
<input checked="" type="checkbox"/> YG4017	
<input checked="" type="checkbox"/> YD4017	

Light Now

dimmers



Dimmers

YW4418
 YG4418
 YD4418

Universal Pushbutton Dimmer - with neutral, 3 wires. Can be associated with one or several push-buttons (non illuminated type). Each push-button able to perform the On/Off and dimming function. Memory level function: Lights come on again at the same lighting level as before they were last switch-off. Lower and upper thresholds setting. Indicator/locator function. For all types of lamps :

- Dimmable LEDs and CFLs : 0 to 150 W (15 lamps max.)
- Halogen, incandescent 230 V~ : 0 to 150 W
- Halogen with ferromagnetic or electronic transformer : 0 to 150 VA.

Depth 35 mm (with neutral).
 Standby consumption < 5 mW.

YW4418M2
 YG4418M2
 YD4418M2

As above
 - 2 modules

YW4419M2
 YG4419M2
 YD4419M2

As above - 2 wires
 - 2 modules

Dimmers

YW4410
 YG4410
 YD4410

Pushbutton dimmer output 0 - 10 V for ballast
 - 100 ÷ 240 V~ 50 ÷ 60 Hz
 - 2 modules

YW4417
 YG4417
 YD4417

Dimmer for (LEDs) DALI ballasts and drivers. For controlling max. 21 RGB (Red/Green/Blue) luminaires
 - 2 modules

	Type	Ergonomic	Item	Current range	Incandescent and halogen	Halogen with electronic transformer	Compact fluorescent	Led lamp	Led DALI ballast	Fluorescent with 0-10 V ballast
	Universal push neutral 1 mod.	Push	YW4418 YG4418 YD4418	240 V 100 V	150 W 75 W	150 W 75 W	150 W 75 W	150 W 75 W		
	Universal push neutral 2 mod.	Push	YW4418M2 YG4418M2 YD4418M2	240 V 100 V	150 W 75 W	150 W 75 W	150 W 75 W	150 W 75 W		
	Universal push without neutral 2 mod.	Push	YW4419M2 YG4419M2 YD4419M2	240 V 100 V	125 V 75 V	125 V 75 V	125 V 75 V	125 V 75 V		
	Ballast 2 mod.	Push	YW4410 YG4410 YD4410	240 V 100 V						600 W 300 W
	DALI 2 mod.	Push	YW4417 YG4417 YD4417	240 V 100 V					OK	

Light Now

thermostats and IR Switches



YD4441



YW4430N



YG4430N



YD4430N



YW4432N



YG4432N



YD4432N

Item
<input type="checkbox"/> YW4441
<input checked="" type="checkbox"/> YG4441
<input checked="" type="checkbox"/> YD4441

Thermostat



Electronic room thermostat – relay output with 1 contact in switching: 8 A - 250 V~
 $\mu \cos \phi = 1 / 2$ A - 250 V~ $\mu \cos \phi = 0,6$ -
 Frequency: 50/60 Hz - 230 V~ power supply
 - 2 modules

Item
<input type="checkbox"/> YW4431
<input checked="" type="checkbox"/> YG4431
<input checked="" type="checkbox"/> YD4431

IR switches



Switch with passive infrared ray movement sensor, suitable for all types of load including LED lamps - 3 wires – variable-threshold twilight circuit with possibility of exclusion – timing circuit to delay switching off adjustable from 30 seconds to 10 minutes - 230 V~ power supply - 1 module



Switch with passive infrared ray movement sensor, suitable for all types of load including LED lamps - 2 wires – variable-threshold twilight circuit with possibility of exclusion – timing circuit to delay switching off adjustable from 5 seconds to 10 minutes - 230 V~ power supply - Standby consumption < 0,01W. Detection field 170°.

Detection range 8m.

Light level threshold setting from 5 to 1275 lux. 4 levels of sensitivity setting.

Accepted power by lamp type :
 - LEDs, CFLs : 2 to 100W LED
 - Halogens, incandescent : 2 to 150W
 - LEDs, CFLs, Halogen, fluo tube with ferromagnetic or electronic transformer: 2 to 150VA. If several sensors are installed on the same circuit, the minimum load changes: refer to the technical sheet. Possibility to install up to 3 sensors in parallel. - 2 modules.



Switch with passive infrared ray movement sensor, suitable for all types of load including LED lamps - 2 wires – variable-threshold twilight circuit with possibility of exclusion – timing circuit to delay switching off adjustable from 5 seconds to 10 minutes - 230 V~ power supply - Standby consumption < 0,01W. Provided with a selector switch to change the operating mode (ON-AUTO-OFF)

Detection field 170°
 Detection range 8m
 Light level threshold setting from 5 to 1275 lux. 4 levels of sensitivity setting.

Accepted power by lamp type :
 - LEDs, CFLs : 2 to 100W LED
 - Halogens, incandescent : 2 to 150W
 - LEDs, CFLs, Halogen, fluo tube with ferromagnetic or electronic transformer: 2 to 150VA. If several sensors are installed on the same circuit, the minimum load changes: refer to the technical sheet. Possibility to install up to 3 sensors in parallel. - 2 modules.



Switch with passive infrared ray movement sensor, suitable for all types of load including LED lamps - 3 wires – variable-threshold twilight circuit with possibility of exclusion – timing circuit to delay switching off adjustable from 5 seconds to 10 minutes - 230 V~ power supply - Standby consumption < 0,015W. Master/Slave function available (10 slaves max. for 1 master)
 Detection field 170°.
 Detection range 8m.

Light level threshold setting from 5 to 1275 lux. 4 levels of sensitivity setting.

Accepted power by lamp type :
 LEDs, CFLs : 0 to 500W LED
 Halogens, incandescent : 0 to 2000W
 LEDs, CFLs, Halogen, fluo tube with ferromagnetic or electronic transformer: 0 to 1000VA. - 2 modules

<input type="checkbox"/> YW4432N
<input checked="" type="checkbox"/> YG4432N
<input checked="" type="checkbox"/> YD4432N

<input type="checkbox"/> YW4432SN
<input checked="" type="checkbox"/> YG4432SN
<input checked="" type="checkbox"/> YD4432SN

<input type="checkbox"/> YW4430N
<input checked="" type="checkbox"/> YG4430N
<input checked="" type="checkbox"/> YD4430N

Light Now

socket outlets







Item	German standard
<input type="checkbox"/> YW4141 <input type="checkbox"/> YG4141 <input type="checkbox"/> YD4141 <input checked="" type="checkbox"/> Y4141R	2P+E 16 A 250 V~ socket with earth side contacts - shielded tulip contacts - with screw terminals - 2 modules As above - red color
<input checked="" type="checkbox"/> Y4141G	As above - green color
<input type="checkbox"/> YW4141G <input type="checkbox"/> YG4141G <input type="checkbox"/> YD4141G <input checked="" type="checkbox"/> Y4141GR	2P+E 16 A 250 V~ socket with earth side contacts - shielded tulip contacts - with screw terminals - 2 modules - for Greece As above - red color
<input checked="" type="checkbox"/> Y4141GG	As above - green color
<input type="checkbox"/> YW4141P <input type="checkbox"/> YG4141P <input type="checkbox"/> YD4141P	2P+E 16 A 250 V~ socket with earth side contacts - shielded tulip contacts - with screw terminals - with flap - 2 modules
<input type="checkbox"/> YW4141PG <input type="checkbox"/> YG4141PG <input type="checkbox"/> YD4141PG	2P+E 16 A 250 V~ socket with earth side contacts - shielded tulip contacts - with screw terminals - with flap - 2 modules - for Greece





Item	French standard - flat
<input type="checkbox"/> YW4142AF <input type="checkbox"/> YG4142AF <input type="checkbox"/> YD4142AF <input checked="" type="checkbox"/> Y4142AFR	When the plug is inserted the socket surface slides inside the casing; it returns to its initial position when the plug is taken out. 2 P+E 16 A 250 Va.c. - automatic clamps - shielded tulip - 2 module As above - red color
<input type="checkbox"/> YW4142AFP <input type="checkbox"/> YG4142AFP <input type="checkbox"/> YD4142AFP	When the plug is inserted the socket surface slides inside the casing; it returns to its initial position when the plug is taken out. 2P+E 16 A 250 V~ socket - shielded tulip contacts - with flap - automatic clamps - 2 modules
<input type="checkbox"/> YW4142M2AF <input type="checkbox"/> YG4142M2AF <input type="checkbox"/> YD4142M2AF	When the plug is inserted the socket surface slides inside the casing; it returns to its initial position when the plug is taken out. 2 x 2P+E 16 A 250 V~ socket - shielded tulip contacts - automatic clamps - duplex 4 modules
<input type="checkbox"/> YW4142M3AF <input type="checkbox"/> YG4142M3AF <input type="checkbox"/> YD4142M3AF	When the plug is inserted the socket surface slides inside the casing; it returns to its initial position when the plug is taken out. 3 x 2P+E 16 A 250 V~ socket - shielded tulip contacts - automatic clamps - triplex 6 modules





Item	French standard to be completed with front cover
<input type="checkbox"/> Y4142AF	2P+E 16 A 250 V~ socket - shielded tulip contacts - automatic clamps - neutral finish to be completed with front cover YW4942AF, YG4942AF, YD4942AF - 2 modules
<input type="checkbox"/> Y4142M2AF	As above - 2 x 2P+E 16 A 250 V~ socket - neutral finish to be completed with front cover YW4942AF, YG4942AF, YD4942AF - duplex 4 modules
<input type="checkbox"/> Y4142M3AF	As above - 3 x 2P+E 16 A 250 V~ socket - neutral finish to be completed with front cover YW4942AF, YG4942AF, YD4942AF - triplex 6 modules

Item	Cover for French standard socket outlets
<input type="checkbox"/> YW4942AF <input type="checkbox"/> YG4942AF <input type="checkbox"/> YD4942AF	Cover for items Y4142AF, Y4142M2AF and Y4142M3AF - Flat



Item	Italian Standard P11 socket outlets
<input type="checkbox"/> YW4113	 2P+E 10 A 250 V~ socket - centre distance 19 mm - shielded tulip contacts Ø 4 mm - 1 module
<input type="checkbox"/> YG4113	
<input type="checkbox"/> YD4113	
<input checked="" type="checkbox"/> Y4113R	 As above - red color
<input checked="" type="checkbox"/> Y4113G	 As above - green color
<input checked="" type="checkbox"/> Y4113O	 As above - orange color

Item	Italian Standard P17/11 socket outlets
<input type="checkbox"/> YW4180	 2P+E 16 A 250 V~ socket - centre distance 19 mm and 26 mm - shielded tulip contacts - for plugs 2 P and 2 P+E 10 and 16 A Italian standard - 1 module
<input type="checkbox"/> YG4180	
<input type="checkbox"/> YD4180	
<input checked="" type="checkbox"/> Y4180R	 As above - red color
<input checked="" type="checkbox"/> Y4180G	 As above - green color
<input checked="" type="checkbox"/> Y4180O	 As above - orange color

Item	Italian Standard P40 socket outlets - flat
<input type="checkbox"/> YW4140A16F	 When the plug is inserted the socket surface slides inside the casing; it returns to its initial position when the plug is taken out. Socket 2 P+E 16 A 250 V~ - 19 and 26 mm centre distance in 2-centre configuration - protected tulip contacts; side earth contact for German standard plugs; suitable for: Italian standard plugs 2P and 2 P+E 10/16 A, and 16A, German standard plugs 2P+E 16 A. - 2 modules
<input type="checkbox"/> YG4140A16F	
<input type="checkbox"/> YD4140A16F	
<input checked="" type="checkbox"/> Y4140A16FR	 As above - red color
<input checked="" type="checkbox"/> Y4140A16FG	 As above - green color
<input checked="" type="checkbox"/> Y4140A16FO	 As above - orange color

Light Now

socket outlets



YW4150



YG4150



YD4150



YW4164T13



YG4164T13




YD4164T13




YD44126


Item	British standard
<input type="checkbox"/> YW4150	 2 P+E 13 A 250 V~ - 2 modules
<input type="checkbox"/> YG4150	
<input type="checkbox"/> YD4150	


Item	Swiss standard
<input type="checkbox"/> YW4164T13	 2 P+E 10 A 250 V~ socket - 2 modules
<input type="checkbox"/> YG4164T13	
<input type="checkbox"/> YD4164T13	

<input type="checkbox"/> YW4164T23	 2 P+E 16 A 250 V~ socket - 2 modules
<input type="checkbox"/> YG4164T23	
<input type="checkbox"/> YD4164T23	

Item	Israeli standard
<input type="checkbox"/> YW4183	 2 P+E 10/16 A 250 V~ socket - 2 modules
<input type="checkbox"/> YG4183	
<input type="checkbox"/> YD4183	

Item	European/american standard
<input type="checkbox"/> YW4126	 2 P+E 16 A 127/250 V~ universal duplex socket - Ø 5 mm shielded tulip contacts - 2 modules
<input type="checkbox"/> YG4126	
<input type="checkbox"/> YD4126	









<input type="checkbox"/> YW4185	 2 P+E 16 A 127/250 V~ universal duplex socket - shielded tulip contacts - 3 modules
<input type="checkbox"/> YG4185	
<input type="checkbox"/> YD4185	





Item	Shaver socket
<input type="checkbox"/> YW4177	 Shaver socket with insulation transformer - input voltage 230 V~ 50/60 Hz - output voltage 115/230 V~ 20 VA. - 3 modules
<input type="checkbox"/> YG4177	
<input type="checkbox"/> YD4177	

Light Now

USB chargers and USB chargers with socket outlet



Item	USB chargers
<input type="checkbox"/> YW4191A <input checked="" type="checkbox"/> YG4191A <input checked="" type="checkbox"/> YD4191A	 Single USB sockets - 1 x Type-A - 5 V= - 3 A - 15 W. For charging of smartphones, tablets and powerbanks. Consumption in passive mode < 0.1 W - compact format for space gain - 1 module
<input type="checkbox"/> YW4192C <input checked="" type="checkbox"/> YG4192C <input checked="" type="checkbox"/> YD4192C	 Single USB sockets - 1 x Type-C 20 W. For fast charging of smartphones, tablets, powerbanks. Fast charge feature: Power Delivery. Consumption in passive mode < 0.05 W - compact format for space gain - 1 module
<input type="checkbox"/> YW4191AA <input checked="" type="checkbox"/> YG4191AA <input checked="" type="checkbox"/> YD4191AA	 Double USB sockets - 2 x Type-A - 5 V= - 3 A - 15 W. For fast charging of smartphones, tablets, powerbanks. For charging up to two portable devices. Consumption in passive mode < 0.05 W - compact format for space gain - 1 module
<input type="checkbox"/> YW4191AC <input checked="" type="checkbox"/> YG4191AC <input checked="" type="checkbox"/> YD4191AC	 Double USB sockets - Type-A + Type-C - 5 V= - 3 A - 15 W. For fast charging of smartphones, tablets, powerbanks. For charging up to two portable devices. Consumption in passive mode < 0.05 W - compact format for space gain - 1 module
<input type="checkbox"/> YW4191CC <input checked="" type="checkbox"/> YG4191CC <input checked="" type="checkbox"/> YD4191CC	 Double USB sockets - 2 x Type-C - 5 V= - 3 A - 15 W. For fast charging of smartphones, tablets, powerbanks. For charging up to two portable devices. Consumption in passive mode < 0.05 W - compact format for space gain - 1 module
<input type="checkbox"/> YW4293CC <input checked="" type="checkbox"/> YG4293CC <input checked="" type="checkbox"/> YD4293CC	 Double USB socket - 2 x Type-C 30W. Fast charging suitable for laptops, tablets smartphones and powerbanks. For charging up to two portable devices. Fast charge feature: Power Delivery. Consumption in passive mode < 0,1 W - 2 modules
<input type="checkbox"/> YW4294C <input checked="" type="checkbox"/> YG4294C <input checked="" type="checkbox"/> YD4294C	 Single USB sockets - 1 x Type-C 45W For fast charging of smartphones, tablets, powerbanks. Fast charge feature: Power Delivery. Consumption in passive mode < 0,1 W - 2 modules
<input type="checkbox"/> YW4395CC <input checked="" type="checkbox"/> YG4395CC <input checked="" type="checkbox"/> YD4395CC	 Double USB sockets - 2 x Type-C 63 W. For fast charging of laptops, smartphones, tables, powerbanks. Fast charge feature: Power Delivery. Consumption in passive mode < 0,1 W Automatic terminals - 3 modules

Item	USB chargers
<input type="checkbox"/> YW4286C2 <input checked="" type="checkbox"/> YG4286C2 <input checked="" type="checkbox"/> YD4286C2	 Double USB sockets - 2 x Type-C - 15 W. For charging of smartphones, tablets, powerbanks. For charging up to two portable devices. - 2 module
<input type="checkbox"/> YW4287C2 <input checked="" type="checkbox"/> YG4287C2 <input checked="" type="checkbox"/> YD4287C2	 Double USB sockets - 2 x Type-A + Type-C - 15 W. For fast charging of smartphones, tablets, powerbanks. For charging up to two portable devices. - 2 module
<input type="checkbox"/> YW4141USB <input checked="" type="checkbox"/> YG4141USB <input checked="" type="checkbox"/> YD4141USB	USB chargers with socket outlet  German standard electric socket with integrated USB charger. Socket 2 P+E 16 A 250 V~ - protected tulip contacts - side earth contact. 5 Vdc type C USB charger for charging electronic devices up to 1,500 mA. Integrated with a 2-module support, it can be installed instead of an existing socket in a 40 mm deep box. Screw fixing and connection using automatic clamps.
<input type="checkbox"/> YW4142USB <input checked="" type="checkbox"/> YG4142USB <input checked="" type="checkbox"/> YD4142USB	 French standard electric socket with integrated USB charger. Socket 2 P+E 16 A 250 V~ - protected tulip contacts - side earth contact. 5 Vdc type C USB charger for charging electronic devices up to 1,500 mA. Integrated with a 2-module support, it can be installed instead of an existing socket in a 40 mm deep box. Screw fixing and connection using automatic clamps.






Light Now

USB chargers selection table


	Single port	Double port			Single port	Double port	Single port	Double port
	Tipo A	Tipo A+A	Tipo A+C	Tipo C+C	Tipo C	Tipo C+C	Tipo C 45 W	Tipo C+C 63 W
Max Power per 1 device	15 W	15 W			20 W	30 W	45 W	63 W
Power Delivery 3.0	NO	NO			YES	YES	YES	YES
Quick Charge 3.0	NO	NO			YES	YES	YES	YES
Items	<input type="checkbox"/> YW4191A <input type="checkbox"/> YG4191A <input type="checkbox"/> YD4191A	<input type="checkbox"/> YW4191AA <input type="checkbox"/> YG4191AA <input type="checkbox"/> YD4191AA	<input type="checkbox"/> YW4191AC <input type="checkbox"/> YG4191AC <input type="checkbox"/> YD4191AC	<input type="checkbox"/> YW4191CC <input type="checkbox"/> YG4191CC <input type="checkbox"/> YD4191CC	<input type="checkbox"/> YW4192C <input type="checkbox"/> YG4192C <input type="checkbox"/> YD4192C	<input type="checkbox"/> YW4293CC <input type="checkbox"/> YG4293CC <input type="checkbox"/> YD4293CC	<input type="checkbox"/> YW4294C <input type="checkbox"/> YG4294C <input type="checkbox"/> YD4294C	<input type="checkbox"/> YW4395CC <input type="checkbox"/> YG4395CC <input type="checkbox"/> YD4395CC







	Double port		Single port with socket outlet	
	Type C+C	Type A+C	Type C	Type C
Max Power per 1 device	15 W	15 W	7,5 W	7,5 W
Power Delivery 3.0	NO	NO	NO	NO
Quick Charge 3.0	NO	NO	NO	NO
Items	<input type="checkbox"/> YW4286C2 <input type="checkbox"/> YG4286C2 <input type="checkbox"/> YD4286C2	<input type="checkbox"/> YW4287C2 <input type="checkbox"/> YG4287C2 <input type="checkbox"/> YD4287C2	<input type="checkbox"/> YW4141USB <input type="checkbox"/> YG4141USB <input type="checkbox"/> YD4141USB	<input type="checkbox"/> YW4142USB <input type="checkbox"/> YG4142USB <input type="checkbox"/> YD4142USB



Item	TV socket 1 module
<input type="checkbox"/> YW4202D <input checked="" type="checkbox"/> YG4202D <input checked="" type="checkbox"/> YD4202D	 Direct coaxial socket for single-user aerial systems, including central remote powered systems and single-user central satellite systems with current and signal transfer for the selection of the channels - shielded connection clamps with captive screws - Diam. 9.5 mm - male connector - 1 module
<input type="checkbox"/> YW4202P14 <input checked="" type="checkbox"/> YG4202P14 <input checked="" type="checkbox"/> YD4202P14	 Passthrough coaxial socket, -14 dB attenuation, for centralised aerial systems, including central remote powered systems and centralised satellite systems with current and signal transfer for the selection of the channels - shielded connection clamps with captive screws - Diam. 9.5 mm - male connector - 1 module
<input type="checkbox"/> YW4202P10 <input checked="" type="checkbox"/> YG4202P10 <input checked="" type="checkbox"/> YD4202P10	 Terminal passthrough coaxial socket, 10dB attenuation, for centralised aerial systems, including central remote powered systems and centralised satellite systems with current and signal transfer for the selection of the channels; shielded connection clamps with captive screws - Diam. 9.5 mm - male connector - 75 Ω incorporated impedance final adapter - 1 module
<input type="checkbox"/> YW4202F <input checked="" type="checkbox"/> YG4202F <input checked="" type="checkbox"/> YD4202F	 Type F TV coaxial connector - impedance 75 ohm - screw hook - 1 module
<input type="checkbox"/> YW4214D <input checked="" type="checkbox"/> YG4214D <input checked="" type="checkbox"/> YD4214D	 Direct demixed coaxial socket for single-user aerial systems, also remote powered and shunting centralised and for singleuser / shunting centralised satellite systems with current and signal transfer for the selection of the channels; Ø 9.5 mm male TV connector - type F SAT connector - 1 module

<input type="radio"/> S2133	Plug  Mobile TV plug and jack - Ø 9.5 mm - white - for TV + SAT jacks
-----------------------------	--------------------------------------------------------------------------------------------------------------------------------------------------------------------

<input type="radio"/> 75RTN	End-resistance  End-resistance for TV 75 ohm
-----------------------------	-------------------------------------------------------------------------------------------------------------------------------------------

Item	TV socket 2 modules
<input type="checkbox"/> YW4202M2D <input checked="" type="checkbox"/> YG4202M2D <input checked="" type="checkbox"/> YD4202M2D	 Direct coaxial socket for single-user aerial systems, including central remote powered systems and single-user central satellite systems with current and signal transfer for the selection of the channels - shielded connection clamps with captive screws - Diam. 9.5 mm - male connector - 2 module
<input type="checkbox"/> YW4210M2D <input checked="" type="checkbox"/> YG4210M2D <input checked="" type="checkbox"/> YD4210M2D	 Star demixed TV-R-SAT sockets for DVB-T, cablecast and satellite installation UHD TV, 4GLTE compatible. For distribution of TV & Radio signals. Recommended coaxial cable: 17 VATC - Meet EN 50083 and EN 50083-2 European directive. TV male connector (Ø 9.5 mm) - R female connector (Ø 9.5 mm) - SAT F type connector - TV: 5 - 68/320 - 862 MHz; R: 87.5 - 240 MHz; - SAT: 950 - 2400 MHz - attenuation 1.5 dB - 2 modules
<input type="checkbox"/> YW4217M2D <input checked="" type="checkbox"/> YG4217M2D <input checked="" type="checkbox"/> YD4217M2D	 Star demixed TV-SAT sockets for DVB-T, cablecast and satellite installation UHD TV, 4GLTE compatible. For distribution of TV & Radio signals. Recommended coaxial cable: 17 VATC - Meet EN 50083 and EN 50083-2 European directive. TV male connector (Ø 9.5 mm) - SAT F type connector - TV: 5-68/120-862 MHz; R: 87.5 - 108 MHz; - SAT: 950-2400 MHz - attenuation 1.5 dB - 2 modules
<input type="checkbox"/> YW4217M2P10 <input checked="" type="checkbox"/> YG4217M2P10 <input checked="" type="checkbox"/> YD4217M2P10	 Terminal demixed TV-SAT sockets for DVB-T, cablecast and satellite installation UHD TV, 4GLTE compatible. For distribution of TV & Radio signals. Meet EN 50083 and EN 50083-2 European directive - TV male connector (Ø 9.5 mm) - SAT F type connector - TV: 5-68/120-862 MHz; R: 87.5 - 108 MHz; - SAT: 950-2400 MHz - attenuation 10 dB - 2 modules
<input type="checkbox"/> YW4217M2P14 <input checked="" type="checkbox"/> YG4217M2P14 <input checked="" type="checkbox"/> YD4217M2P14	 Passthrough demixed TV-SAT sockets for DVB-T, cablecast and satellite installation UHD TV, 4GLTE compatible. For distribution of TV & Radio signals. Meet EN 50083 and EN 50083-2 European directive - TV male connector (Ø 9.5 mm) - SAT F type connector - TV: 5-68/120-862 MHz; R: 87.5 - 108 MHz; - SAT: 950-2400 MHz - attenuation 14 dB - 2 modules
<input type="checkbox"/> YW4207 <input checked="" type="checkbox"/> YG4207 <input checked="" type="checkbox"/> YD4207	 cover TV-R-SAT - 2 modules

Light Now

RJ, data, audio and video connectors



Item	RJ11 Connectors				
<input type="checkbox"/> YW4258RJ11 <input type="checkbox"/> YG4258RJ11 <input type="checkbox"/> YD4258RJ11		Tipo of connector RJ11	N° Of pair 2	For plug item 2841/2	Type of connection K10
<input type="checkbox"/> YW4238 <input type="checkbox"/> YG4238 <input type="checkbox"/> YD4238		telephone socket - Israeli standard without shutter - 1 module			

Item	RJ45 connectors				
<input type="checkbox"/> YW4279C5E <input type="checkbox"/> YG4279C5E <input type="checkbox"/> YD4279C5E		Tipo of connector RJ45	N° Of pair 5E	For plug item UTP	Type of connection Toolless IDC
<input type="checkbox"/> YW4279C6 <input type="checkbox"/> YG4279C6 <input type="checkbox"/> YD4279C6		RJ45	6	UTP	Toolless IDC
<input type="checkbox"/> YW4279C6A <input type="checkbox"/> YG4279C6A <input type="checkbox"/> YD4279C6A		RJ45	6A	UTP	Toolless IDC
<input type="checkbox"/> YW4279C6S <input type="checkbox"/> YG4279C6S <input type="checkbox"/> YD4279C6S		RJ45	6	STP	Toolless IDC
<input type="checkbox"/> YW4279C6AS <input type="checkbox"/> YG4279C6AS <input type="checkbox"/> YD4279C6AS		RJ45	6A	STP	Toolless IDC







Item	Audio video connectors	
<input type="checkbox"/> YW4269R <input type="checkbox"/> YG4269R <input type="checkbox"/> YD4269R		Double RCA connector - red and yellow collars - pre-connected - 1 module
<input type="checkbox"/> YW4280 <input type="checkbox"/> YG4280 <input type="checkbox"/> YD4280		Connector jack 3.5 - 1 module
<input type="checkbox"/> YW4294 <input type="checkbox"/> YG4294 <input type="checkbox"/> YD4294		Connector for speakers home cinema - 1 module
<input type="checkbox"/> YW4284P <input type="checkbox"/> YG4284P <input type="checkbox"/> YD4284P		Pre-connected HDMI 2.0 connector - 1 module
<input type="checkbox"/> YW4285P <input type="checkbox"/> YG4285P <input type="checkbox"/> YD4285P		Pre-connected type A USB connector - 1 module

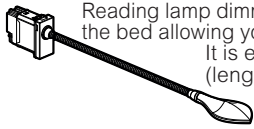






Item	Connectors for optical fiber connections	
<input type="checkbox"/> YW4268LC <input type="checkbox"/> YG4268LC <input type="checkbox"/> YD4268LC		Coupling connector for optical fiber - LC cable socket - duplex - 1 module
<input type="checkbox"/> YW4268ST <input type="checkbox"/> YG4268ST <input type="checkbox"/> YD4268ST		Coupling connector for fiber optic cable - ST termination - duplex - 1 module
<input type="checkbox"/> YW4268SC <input type="checkbox"/> YG4268SC <input type="checkbox"/> YD4268SC		Coupling connector for fiber optic cable - SC termination - duplex - 1 module

Light Now

audible and luminous signalling devices - Lighting




Item	Bells
<input type="checkbox"/> YW4351V12	 bronze bell 12 V~ - 5 VA - 80 dB - 1 module
<input checked="" type="checkbox"/> YG4351V12	
<input checked="" type="checkbox"/> YD4351V12	
<input type="checkbox"/> YW4351V230	 bronze bell 230 V~ - 8 VA - 80 dB - 1 module
<input checked="" type="checkbox"/> YG4351V230	
<input checked="" type="checkbox"/> YD4351V230	
Buzzers	
<input type="checkbox"/> YW4356V12	 Buzzer 12 V~ - 5VA - 80 dB - 1 module
<input checked="" type="checkbox"/> YG4356V12	
<input checked="" type="checkbox"/> YD4356V12	
<input type="checkbox"/> YW4356V230	 Buzzer 230 V~ - 5VA - 80 dB - 1 module
<input checked="" type="checkbox"/> YG4356V230	
<input checked="" type="checkbox"/> YD4356V230	
Flush light indicator unit	
<input type="checkbox"/> Y4370V12	 Power supply 12/24 V~/c.c. - red, green, blue, white colour - 2 modules
<input type="checkbox"/> Y4370V230	 Power supply 127/230 V~ - red, green, blue, white colour - 2 modules

Item	Lighting
<input type="checkbox"/> YW4362	 Reading lamp dimmable - installing the head of the bed allowing you to have a directional light. It is equipped with a flexible arm (length 31 cm) that allows you to orient the illuminating ends. The light intensity can be dimmed by pressing and holding the On / Off integrated command. It can also be connected to a remote control and, if necessary, you can disable the built-in command with a 30 sec pressure - LED light - Consumption 3 W - Luminous Flux 110 lumens (equivalent to 15 W incandescent) - Duration 40.000 hours - 1 module (recessed)
<input checked="" type="checkbox"/> YG4362	
<input checked="" type="checkbox"/> YD4362	
<input type="checkbox"/> YW4382	 Step marker lamps with white light LEDs - 127/230 V~ - on-off switch - 0.15-0.5 W - 2 modules
<input checked="" type="checkbox"/> YG4382	
<input checked="" type="checkbox"/> YD4382	
<input type="checkbox"/> YW4382IR	 Step marker light + IR sensor, with white light LED and ON-OFF switch - 230 V~ 0,5 W - 2 modules
<input checked="" type="checkbox"/> YG4382IR	
<input checked="" type="checkbox"/> YD4382IR	
<input type="checkbox"/> Y4380	 Removable and rechargeable torch with automatic switching on device - it lights up automatically when there is a power cut - push&pull pull-out system complete with recharge base- white light LED with high luminous efficiency - ON/ OFF switch and SPOT pushbutton to increase the brightness when necessary - interchangeable Ni-MH batteries without "memory" effect - 2 hour life - low consumption in stand-by 0.4 W - 230 V~ power supply - 2 modules
<input type="checkbox"/> 4380NB	 Spare battery for removable led lamp
<input type="checkbox"/> Y4381	 LED safety lamp with automatic operation when there is a power cut. 230 V~ 50/60 Hz - power consumption 2.5 VA (0.1 W) - rechargeable non-replaceable NiMH 3.6 V 140 mAh battery - complete charge in 48 hours - life 2 hours - maximum cable section 1 x 1.5 mm ² - light intensity 2400 mcd - angle of emission 120° - not pull-out - 1 module
<input type="checkbox"/> J4383	 Emergency LED light with automatic activation in case of power cut. LED voltage presence signaling. Rechargeable and replaceable Lithium LiFePO4 3,2 V 1,5 Ah battery. Preset autonomy of 1 hour (98 lumen) can be set to 3 hours (70 lumens) via special jumper. Complete charge in 24 hours. Power supply 230 V~, power consumption 1.8 W - monoblock stand alone - 3 modules

Bulkhead light indicator for off-door signalling and lamp holders. One product for four different colours.

Example with lamp holder item Y4370V230 or item Y4370V12

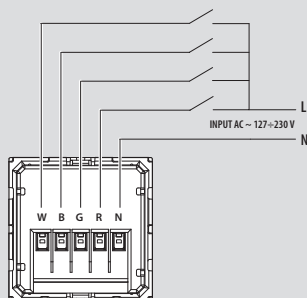


Choose the product according to the operating voltage and set it with the light colour you need.

Wiring diagram

Y4370V230 and Y4387V230

Note: for 12/24 V powered versions use a suitable transformer



Light Now

electrical safety devices and fuse carriers

blank plates



Automatic thermal magnetic circuit breakers

Item	Type	In	Vn	Breaking powers
<input type="checkbox"/> YW4301A10 <input type="checkbox"/> YG4301A10 <input type="checkbox"/> YD4301A10	Two-pole	10A	230 V~	1500 A 230 V~
<input type="checkbox"/> YW4301A16 <input type="checkbox"/> YG4301A16 <input type="checkbox"/> YD4301A16	Two-pole	16A	230 V~	1500 A 230 V~

Automatic earth-leakage circuit breakers

Item	In	Vn	Breaking powers	IΔn
<input type="checkbox"/> YW4305A10 <input type="checkbox"/> YG4305A10 <input type="checkbox"/> YD4305A10	10A	230 V~	1500 A 230 V~	10 mA
<input type="checkbox"/> YW4305A16 <input type="checkbox"/> YG4305A16 <input type="checkbox"/> YD4305A16	16A	230 V~	1500 A 230 V~	10 mA
<input type="checkbox"/> YW4306A10 <input type="checkbox"/> YG4306A10 <input type="checkbox"/> YD4306A10	10A	230 V~	1500 A 230 V~	30 mA
<input type="checkbox"/> YW4306A16 <input type="checkbox"/> YG4306A16 <input type="checkbox"/> YD4306A16	16A	230 V~	1500 A 230 V~	30 mA

Fuse carrier

<input type="checkbox"/> YW4321 <input type="checkbox"/> YG4321 <input type="checkbox"/> YD4321	Fuse-carrier for 5 x 20 and 6.3 x 32 fuse - max. 10 A 250 V~ - 1 module
-------------------------------------------------------------------------------------------------------	-------------------------------------------------------------------------------



















Blank plates

<input type="checkbox"/> YW4950 <input type="checkbox"/> YG4950 <input type="checkbox"/> YD4950	Blank plate - 1 module
<input type="checkbox"/> YW4950M2 <input type="checkbox"/> YG4950M2 <input type="checkbox"/> YD4950M2	Blank plate - 2 modules
<input type="checkbox"/> YW4953 <input type="checkbox"/> YG4953 <input type="checkbox"/> YD4953	Simple output ø 9.5 mm - 1 module
<input type="checkbox"/> YW4953M2 <input type="checkbox"/> YG4953M2 <input type="checkbox"/> YD4953M2	Simple output ø 9.5 mm - 2 modules
<input type="checkbox"/> J4949	Technic blank plate - 1/2 module To be used when installing a 2 module centred cover plates on 3 module supporting frame

Light Now - 3 modules area installation system

cover plates installation

SELECTION TABLE

























Flush-mounting boxes - masonry	 503E (108x74x53.5 mm)	 504E (133x74x53.5 mm)	 506L (183.5x90x53.5 mm)
Flush-mounting boxes - plasterboard	 PB503N (110x71x52 mm)	 PB504N (132.5x71x52 mm)	 PB506N (183x71x52 mm)
Surface mounting boxes	 503BI	 503BP	 504BI
Supporting frames	 Y4719 (screws)	 Y4703 (screws)	 Y4704 (screws)
N° modules	 2 modules (*)	 3 modules	 7 modules
Cover plates	 YA4819..	 YA4803..	 YA4807..

(*) The 3-module supporting frame item Y4703 can also be used to mount the 2-module centred cover plate item YA4819.. In this case, for the composition, it is necessary to use two "half module blank plate" item **J4949** mounted on the right and left sides of the supporting frame.

Light Now - 2 modules area installation system (center distance 71 mm)









cover plates installation

SELECTION TABLE

Flush-mounting boxes - masonry	 500 (Ø 60x44 mm)	 502E (70x70x50)	 502E (70x70x50)
Flush-mounting boxes - plasterboard		 PB502N (Ø 71x50.5 mm)	 PB502N (Ø 71x50.5 mm)
Surface mounting boxes		 502BI	 502BI
Supporting frames	 Y4702G (clips)	 Y4702G (clips)	 Y4702GTR (clips)
		 Y4702B (screws)	 Y4702BS (screws)
		 Y4702 (screws)	 Y4719 (screws)
N° modules 71 mm	 2 modules	 2 modules	 2 + 2 modules
		 2 + 2 + 2 modules	 2 + 2 + 2 + 2 modules
Cover plates 71 mm	 YA4802..	 YA4819..	 YA4802M2..
		 YA4802M3..	 YA4802M4..

Light Now - 2 modules belgian installation system

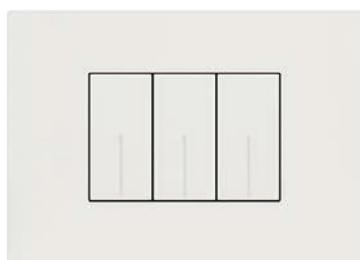
cover plates installation

Boxes		
Supporting frames		 Y4702B or Y4702BS (fixing with screws)
N° modules 57 mm	 2 + 2 modules	 2 + 2 + 2 modules
Cover plates 57 mm	 YA4832M2..	 YA4832M3..

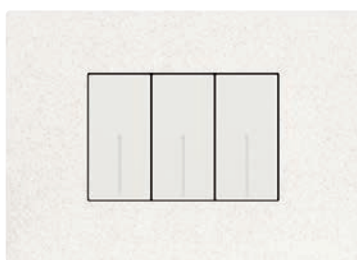
Light Now

cover plate finishing 3 modules area

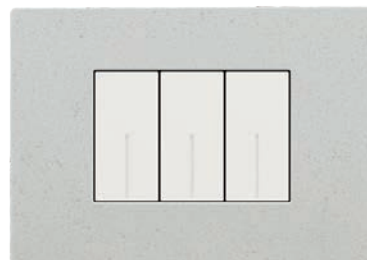
CIRCULAR



WHITE - **WW**

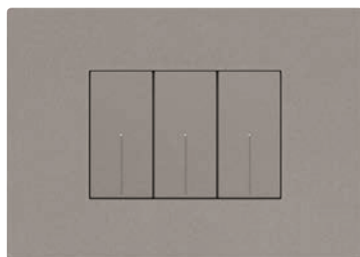


WHITE FIBER - **WV**




WHITE MICA - **WM**


STONE



STONE - **GG**




SAND STONE - **GS**




MOKA STONE - **GM**

PATINA



DARK - **DD**












DARK GREY - **DS**



DARK GREEN - **DG**

3 MODULES AREA INSTALLATION STANDARD

Finish	2 modules	2 centered modules	3 modules	4 modules	7 modules
CIRCULAR					
 WHITE	YA4802WW	YA4819WW	YA4803WW	YA4804WW	YA4807WW
 WHITE FIBER	YA4802WV	YA4819WV	YA4803WV	YA4804WV	YA4807WV
 WHITE MICA	YA4802WM	YA4819WM	YA4803WM	YA4804WM	YA4807WM
STONE					
 STONE	YA4802GG	YA4819GG	YA4803GG	YA4804GG	YA4807GG
 SAND STONE	YA4802GS	YA4819GS	YA4803GS	YA4804GS	YA4807GS
 MOKA STONE	YA4802GM	YA4819GM	YA4803GM	YA4804GM	YA4807GM
PATINA					
 DARK	YA4802DD	YA4819DD	YA4803DD	YA4804DD	YA4807DD
 DARK GREY	YA4802DS	YA4819DS	YA4803DS	YA4804DS	YA4807DS
 DARK GREEN	YA4802DG	YA4819DG	YA4803DG	YA4804DG	YA4807DG


Supporting frames

Screws	Y4702	Y4719 Y4719G	Y4703	Y4704	Y4707
--------	-------	-----------------	-------	-------	-------


Light Now

cover plate finishing 2 modules ares


CIRCULAR



WHITE - **WW**




WHITE FIBER - **WV**




WHITE MICA - **WM**


STONE



STONE - **GG**



SAND STONE - **GS**




MOKA STONE - **GM**


PATINA



DARK - **DD**



DARK GREY - **DS**



DARK GREEN - **DG**

2 MODULES AREA INSTALLATION STANDARD

Finish	2 modules	2+2 modules 71 mm	2+2+2 modules 71 mm	2+2+2+2 modules 71 mm	2+2 modules belgian system	2+2+2 modules belgian system
--------	-----------	----------------------	------------------------	--------------------------	-------------------------------	---------------------------------

CIRCULAR

	WHITE	YA4802WW	YA4802M2WW	YA4802M3WW	YA4802M4WW	YA4832M2WW	YA4832M3WW
	WHITE FIBER	YA4802WV	YA4802M2WV	YA4802M3WV	YA4802M4WV	YA4832M2WV	YA4832M3WV
	WHITE MICA	YA4802WM	YA4802M2WM	YA4802M3WM	YA4802M4WM	YA4832M2WM	YA4832M3WM

STONE

	STONE	YA4802GG	YA4802M2GG	YA4802M3GG	YA4802M4GG	YA4832M2GG	YA4832M3GG
	SAND STONE	YA4802GS	YA4802M2GS	YA4802M3GS	YA4802M4GS	YA4832M2GS	YA4832M3GS
	MOKA STONE	YA4802GM	YA4802M2GM	YA4802M3GM	YA4802M4GM	YA4832M2GM	YA4832M3GM

PATINA


	DARK	YA4802DD	YA4802M2DD	YA4802M3DD	YA4802M4DD	YA4832M2DD	YA4832M3DD
	DARK GREY	YA4802DS	YA4802M2DS	YA4802M3DS	YA4802M4DS	YA4832M2DS	YA4832M3DS
	DARK GREEN	YA4802DG	YA4802M2DG	YA4802M3DG	YA4802M4DG	YA4832M2DG	YA4832M3DG

Supporting frames

Clips	Y4702G	Y4702G (2x)	Y4702G (3x)	Y4702G (4x)	Y4702G (2x)	Y4702G (3x)
	Y4702GTR	Y4702GTR (2x)	Y4702GTR (3x)	Y4702GTR (4x)	Y4702GTR (2x)	Y4702GTR (3x)
Screws	Y4702	Y4702 (2x)	Y4702 (3x)	Y4702 (4x)	Y4702BS (2x)	Y4702BS (3x)
	Y4702BS	Y4702BS (2x)	Y4702BS (3x)	Y4702BS (4x)		

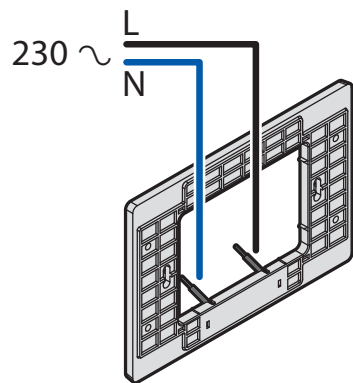
Light Now

supporting frames, LED for supporting frames and accessories



Item	Accessories
○ 503CG	Protective cover for flush-mounting box 503E, to be used during the building work
○ 503EV	Vertical inner liner in resin for box item 503E
○ 503EC	Cover for box 503E used as a junction box - frosted surface for painting - concealed screws - white colour
○ 504EC	Cover as above - for box item 504E
○ 503ED	Horizontal and vertical coupling for boxes item 503E and 504E
○ 500/00	Pair of screws long 35 mm for mounting of supports on flush-mounting boxes
○ Y4000	Screws for supporting frame 2 modules

Lighting frame



Note: the Lighting frame (Items Y4702X, Y4703X) must be powered with 230V~. Like a normal backlight LED, depending on the mode of use, it can also be connected to other control devices (switches, IR sensors, etc.)

Item	Supporting frames
○ Y4702	Supporting frame 2 modules with protective shell - fixing with screws
○ Y4702G	Supporting frame 57/71 mm 2 modules
○ Y4702GTR	Supporting frame 71 mm 2 modules Turkey standard
○ Y4702B	Supporting frame 57/71 mm 2 modules - for screws (not supplied)
○ Y4702BS	Supporting frame 57/71 mm 2 modules - supplied with screws item Y4000 - fixing with screws
○ Y4719	Supporting frame 2 modules centred - fixing with screws
○ Y4719G	Supporting frame 2 modules centred - fixing with clips
○ Y4703	Supporting frame 3 modules - fixing with screws
○ Y4704	Supporting frame 4 modules - fixing with screws
○ Y4707	Supporting frame 7 modules - fixing with screws

Item	Lighting frames
○ Y4702X	Lighting frame 2 modules, with transparent plastic base The LED is not interchangeable - 230 V~
○ Y4703X	Lighting frame 3 modules, with transparent plastic base The LED is not interchangeable - 230 V~

Item	Protective shell
○ Y4782	protective shell for 2 modules supporting frame Y4702
○ Y4783	protective shell for 3 modules supporting frame Y4703

Light Now

IP55 Surface and waterproof installation



28603YW







28604YW



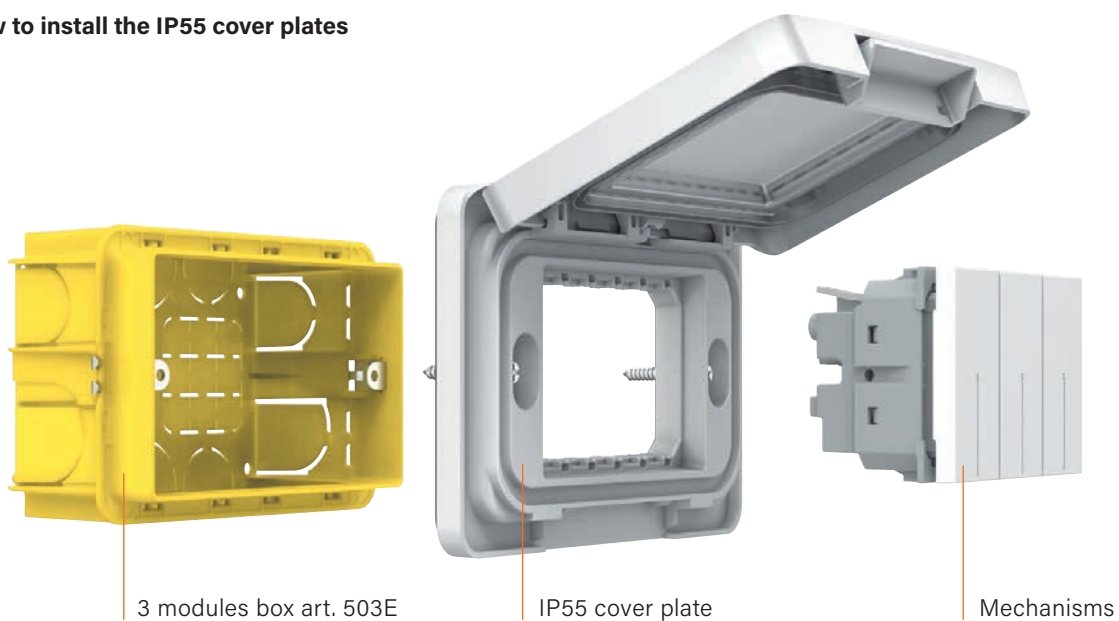
28603YD



28604YD


Item	IP55 cover plates
<input type="radio"/> 28603YW	 IP55 cover plate - 3 modules - white
<input type="radio"/> 28604YW	 IP55 cover plate - 4 modules - white
<input type="radio"/> 28603YD	 IP55 cover plate - 3 modules - black
<input type="radio"/> 28604YD	 IP55 cover plate - 4 modules - black

How to install the IP55 cover plates



Note: sequence for installation of 3-module version.
For the 4-module version, proceed similarly using IP55 boxes and plates of the specific modularity.

Light Now with Netatmo



Connected controls for the Smart Home

SECTION 2

Light Now with Netatmo


Connected controls for the smart home, which communicate via radio.

How to choose devices for the composition of the electrical system

SECTION 2



SECTION 1




















Type of system	Catalog section
Light Now standard system (Switches, sockets and cover plates for the residential electrical system)	1
Light Now with Netatmo (Connected controls for the smart home, which communicate via radio)	2 + 1
Light Now MyHOME (Connected controls for the smart home, which communicate via SCS BTicino bus)	3 + 1
Light Now KNX (Connected controls for the smart home, which communicate via KNX standard bus)	4 + 1

Connected controls for the Smart Home

Table of choice

Functions	Wired devices (110-230 V~)						
 <p>Internet connection</p>	 <p>Gateway ...4500C ...4510C, ...4501C, ...4502C (*)</p>		 <p>Gateway FC80GT (*)</p>		 <p>Works with Apple Home works with Google Home works with alexa</p> <p>Home + Control</p>		
 <p>Light</p>	 <p>Connected 1-way switch ...4001C</p>	 <p>Connected 2 way switch ...4003C</p>	 <p>Connected dimmer ...4011C, ..4012CM2</p>	 <p>Connected dimmer without neutral ...4013CM2</p>	 <p>Connected lighting micromodule 3584C</p>	 <p>DIN smart relay FC80RC</p>	
 <p>Shutters and electrical doors</p>	 <p>Changeover switch ...4027C</p>	 <p>Changeover switch 2 modules ...4027CM2N</p>	 <p>Connected micromodule ...4027C</p>		 <p>Connected module for garage door and gate 3586C</p>		
 <p>Scenes</p>							
 <p>Energy management and monitoring</p>	 <p>Connected module for socket ...4531C</p>	 <p>Connected socket ...4141AC ...4142AC</p>	 <p>Connected PLUG & PLAY socket 4141PC</p>	 <p>Smart DIN contactor FC80CC</p>	 <p>Smart control with dry contact FC80AC</p>	 <p>Connected DIN load management module FC80GCS</p>	 <p>Smart DIN meter F20T60A - F40T125A (threephase Systems)</p>
 <p>Termo</p>	 <p>Boiler Thermostat ...8002</p>	 <p>AC System Thermostat ...8003</p>		 <p>IR interface for air conditioning unit 3460IR</p>	 <p>Actuator for fan coil unit 0 489 10</p>		

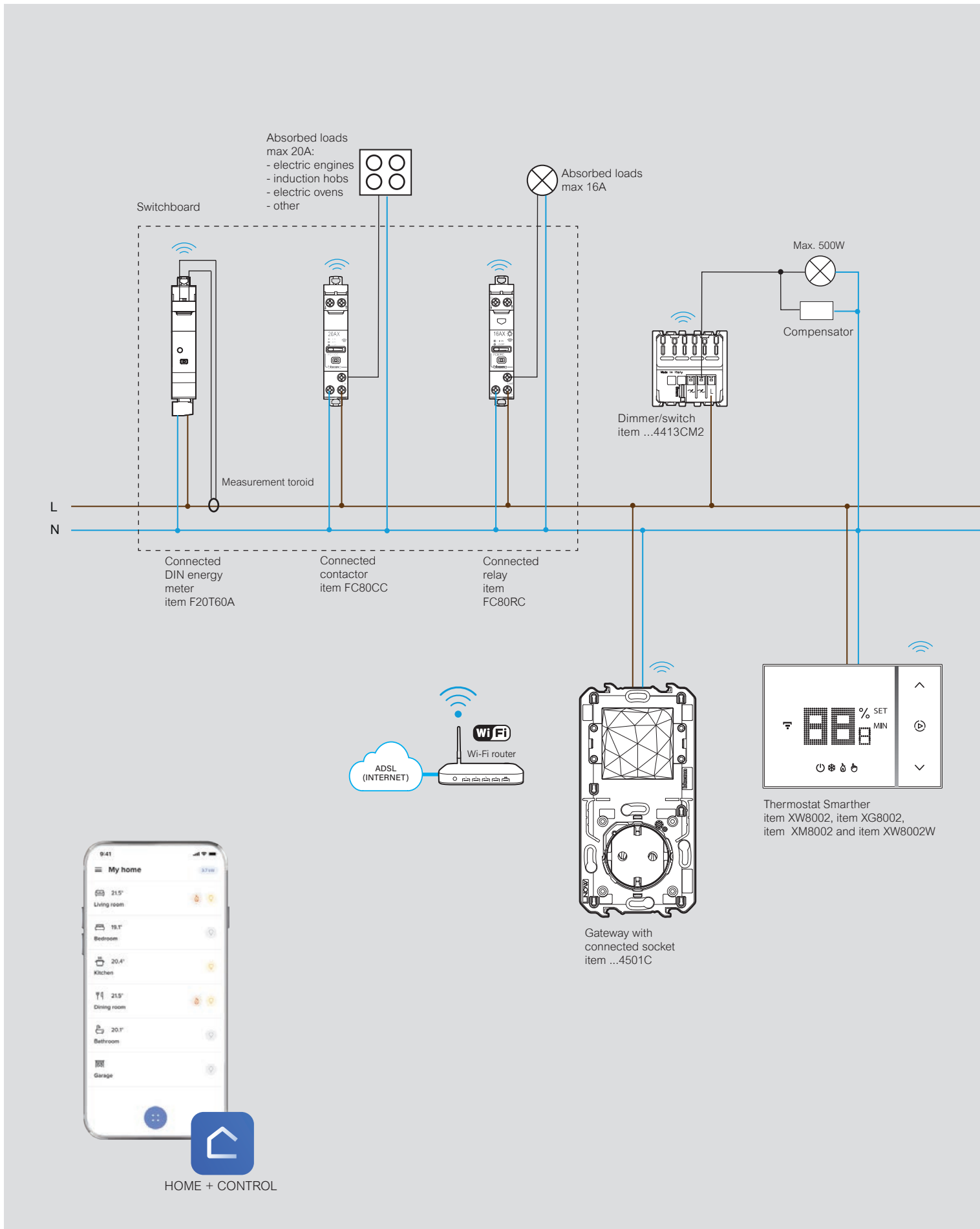
Wireless devices (battery powered)	Wireless devices
 <p>Light control ...4003CW ...4003CWI (1 module)</p>  <p>Double light control ...4003DCW</p>  <p>Wireless motion sensor 3585C</p>  <p>Wireless motion sensor ... 4007CW ... 4007CWI (1 module)</p>  <p>IP55 light switch 28003CWG 28027CWG (double switch)</p>	 <p>Light control ...4003CWG</p>  <p>Double light control ...4003CWDG</p>
 <p>Shutter control ...4027CW</p>  <p>Shutter control ...4027CWI (1 module)</p>	 <p>Shutter control ...4027CWG</p>
 <p>Home/Away scenario control ...4570CW ...4570CWI (1 module)</p>  <p>Wake Up / Sleep scenario control ...4574CW ...4574CWI (1 module)</p>  <p>4 scenarios control ...4575CW</p>  <p>Scenario remote control 3528C</p>	 <p>Home/Away scenario control ...4570CWG</p>  <p>Wake Up / Sleep scenario control ...4574CWG</p>  <p>4 scenarios control ...4575CWG</p>

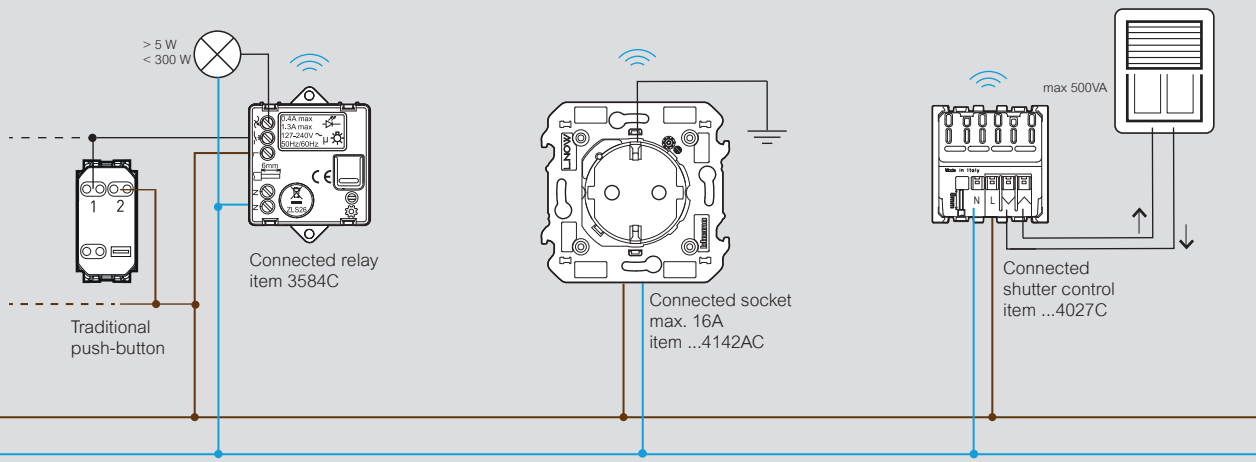
(*) Note: for the use of the connected devices, the gateway must be installed as part of the system.
If the gateway is connected to the internet through the Wi-Fi network, it will be possible to manage the system from the home using the specific HOME + CONTROL App and the vocal commands Google, Alexa and Siri.

And if the internet does not work?
The devices continue to operate with manual control. The Home+Control app cannot be used.


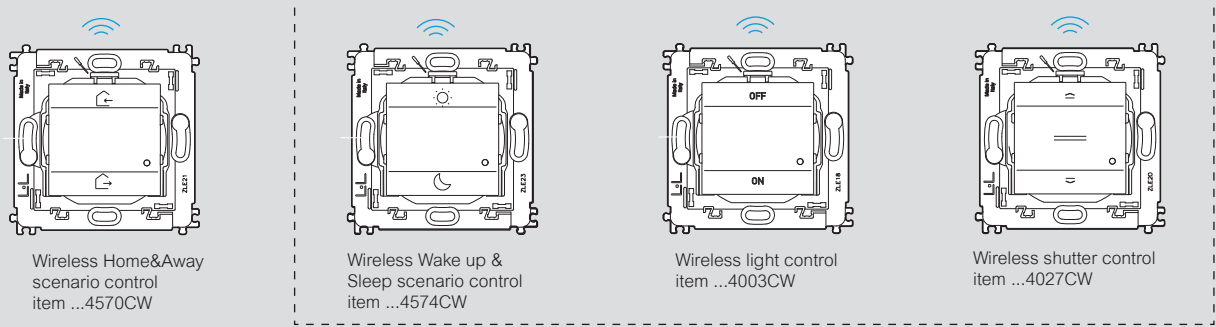
Light Now with Netatmo

diagram of a typical smart home system





Optional controls for system expansion via radio - wall installation



Light Now with Netatmo

gateway



FC80GT






YD4510C





YG4500C



YW4500C

Item	Gateway
<input type="checkbox"/> YW4500C	 Gateway for remote home control (lights, sockets and shutters) using a smartphone (HOME + CONTROL APP required) and/or voice controls (voice assistance required). Supplied with wireless master IN&OUT scenario control, required for the association of all connected devices. Power supply 100-240 V~ - 2 modules
<input type="checkbox"/> YG4500C	
<input type="checkbox"/> YD4500C	
<input type="checkbox"/> YW4510C	 Gateway as above. Supplied with the flushmounted Home/Away wireless master switch 1 module required for the association procedure of all connected devices. Power supply 110-230 V~ - 2 modules
<input type="checkbox"/> YG4510C	
<input type="checkbox"/> YD4510C	
<input type="radio"/> FC80GT	 Gateway as above for DIN switchboard. Supplied without wireless In&Out master scenario control item YW/YG/YD4570CW - 2.5 DIN modules

Item	Gateway with socket
<input type="checkbox"/> YW4501C	 The gateway creates a connected installation in the home. It can be used to control lights, shutters, and electric appliances plugged into connected sockets:- using the smartphone and the Home + Control app- using the voice assistants- from the general control at the home entrance. It integrates a 2P+E 16 A 250 V~ German standard connected socket for the remote control of electric devices and to monitor their consumption (instantaneous, daily, monthly). Compatible with all the electric devices with power up to 16 A 3680W (with overload protection). It can be installed instead of an existing socket in a 40 mm deep box. Screw fixing and connection using automatic clamps It has a blue LED that lights up when the socket is ON and that can be configured by means of the Home + Control APP. It can be associated to one or more wireless light controls. It is also supplied with wireless master IN&OUT scenario control, required for the association of all connected devices. Power supply 110-230 V~
<input type="checkbox"/> YG4501C	
<input type="checkbox"/> YD4501C	
<input type="checkbox"/> YW4502C	 Gateway as above. It integrates a 2P+E 16 A 250 V~ French/ belgian standard connected socket.
<input type="checkbox"/> YG4502C	
<input type="checkbox"/> YD4502C	

Note: for the use of the connected devices, the gateway must be installed as part of the system.

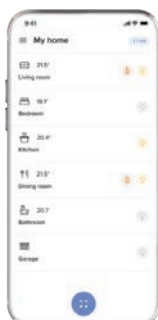
If the gateway is connected to the internet through the Wi-Fi network, it will be possible to manage the system from the home using the specific **HOME + CONTROL App and the vocal commands Google, Alexa and Siri.**

And if the internet does not work?

The devices continue to operate with manual control. The Home+Control app cannot be used.



HOME + CONTROL



Light Now with Netatmo


wired devices for light



Connected 1-way switches

Item

- YW4001C
- YG4001C
- YD4001C




Connected 1-way switch. It controls the lights locally or remotely. It can be installed like a traditional two-way switch and is compatible with all loads with max. power 250 W. It has a blue LED, which can be configured using the Home + Control App for the localisation and load status functions. It can be associated to one or more wireless controls. Caution: neutral connection is necessary. Power supply 110-230 V~ - 1 module

Connected 2-way switches

Item

- YW4003C
- YG4003C
- YD4003C




Connected 2-ways switch. It allows to control lights locally or remotely. The connected 2-ways switch has the same installation and usability of a traditional 2-ways switch and it is compatible with all loads with max power 250 W. It is equipped with a blue LED light used always on for localization modality or on, when the light is on for the load status modality. It can be associated with "wireless light switches". Caution: Must be connected to the neutral Power supply 110-230 V~ - 1 module

Connected lighting micromodule

Item

- 3584C



Connected lighting micromodule. It allows to control lights locally or remotely. It is compatible with all loads with max power 300 W. It can be connected to one or more traditional push-button or associated with "wireless light switches". It is installed as a traditional relay in the box (behind the button) or in derivation boxes. Caution: Must be connected to the neutral. Power supply 110-230 V~

DIN smart relay for light control

Item

- FC80RC




DIN smart relay for light control with maximum absorption $I_n = 16$ A. Equipped with contacts for control with remote buttons, up to a maximum of 10. The smart relay allows the lights to be controlled locally and remotely through radio commands, wired buttons, smartphone with the "Home + Control" App or via a voice assistant. Dimensions 1 DIN module. Power supply 110-230 V~ 50/60 Hz.

Connected dimmers

Item

- YW4411C
- YG4411C
- YD4411C




Dimmer/switch. It allows to control lights locally or remotely, with the dimmer functionality that can be activated from the APP Home+Control. It has the same installation and usability of a traditional switch and it is compatible with all loads (LED, halogen) with max power 150 W at 230 V (or 75 W at 110 V). It is equipped with a blue LED light used for localization modality or load status modality, configurable by APP. It can be connected to one or more traditional push-button or associated with "wireless light switches". Caution: Must be connected to the neutral. Power supply 110-230 V~ - 1 module

Connected dimmers

Item

- YW4412CM2
- YG4412CM2
- YD4412CM2




Dimmer/switch. It allows to control lights locally or remotely, with the dimmer functionality that can be activated from the APP Home+Control. It has the same installation and usability of a traditional switch and it is compatible with all loads (LED, halogen) with max power 150 W at 230 V (or 75 W at 110 V). It is equipped with a blue LED light used for localization modality or load status modality, configurable by APP. It can be connected to one or more traditional push-button or associated with "wireless light switches". Caution: Must be connected to the neutral. Power supply 110-230 V~ - 2 modules.

Connected dimmers

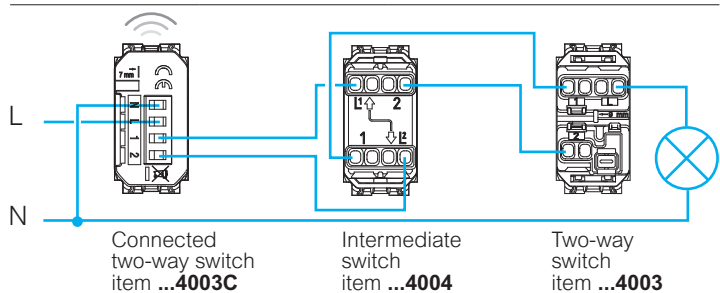
Item

- YW4413CM2
- YG4413CM2
- YD4413CM2

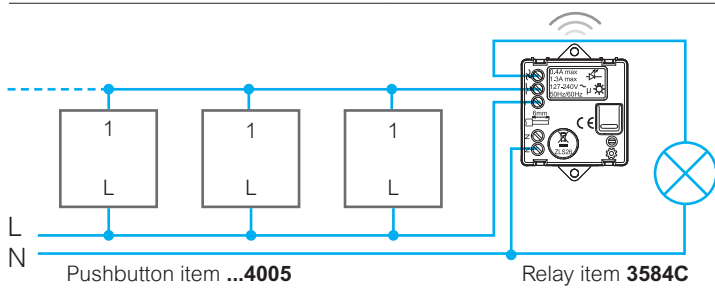


Dimmer/switch without neutral. It allows to control lights locally or remotely, with the dimmer functionality that can be activated from the APP Home+Control. It has the same installation and usability of a traditional switch and it is compatible with all loads (LED, halogen) with power 5-300 W at 230 V. It is equipped with a blue LED light used for localization modality or load status modality, configurable by APP. It can be connected associated with "wireless light switches". It doesn't require connection to the neutral, it comes with an active compensator. Power supply 110-230 V~ - 2 modules

Three-point lighting control with connected two-way switch, item ...4003C, installed instead of a traditional two-way switch.




Three-point lighting control with pushbuttons and connected lighting micromodule, item 3584C, installed instead of a traditional relay.



White colour Stone colour Dark colour Neutral item

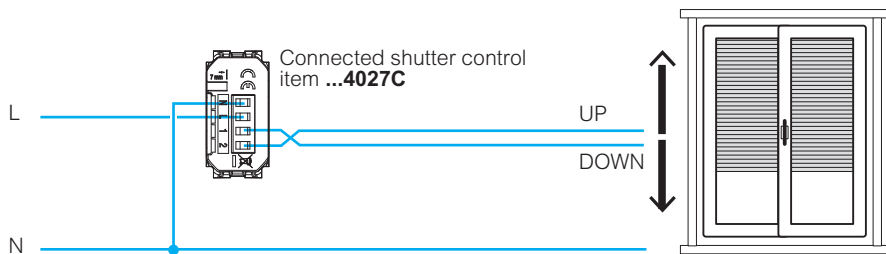
Light Now with Netatmo

wired devices for shutter and garage, door and gate



Item	Connected devices for shutters
<input type="checkbox"/> YW4027C <input checked="" type="checkbox"/> YG4027C <input checked="" type="checkbox"/> YD4027C	Connected shutter control. It controls a shutter locally or remotely. Compatible with all standard shutter motors (with mechanical or electronic limit switch and maximum power 500 VA), controlled by a wired shutter changeover switch (changeover with the same power supply as the motor). Not compatible with radio controlled or pulse controlled shutter motors. It can be associated to one or more wireless controls. Power supply 100-240 V~ - 1 module
<input type="checkbox"/> YW4027CM2N <input checked="" type="checkbox"/> YG4027CM2N <input checked="" type="checkbox"/> YD4027CM2N	Connected shutter control. It controls a shutter locally or remotely. Compatible with all standard shutter motors (with mechanical or electronic limit switch and maximum power 500 VA), controlled by a wired shutter changeover switch (changeover with the same power supply as the motor). Not compatible with radio controlled or pulse controlled shutter motors. It can be associated to one or more wireless controls. Power supply 100-240 V~ - 2 modules
○ 4027C	Connected micromodule for shutters. Associated to one or more shutter wireless controls, it controls a shutter locally or remotely. Compatible with all standard shutter motors (with mechanical or electronic limit switch and maximum power 500 VA), controlled by a wired shutter changeover switch (changeover with the same power supply as the motor). Not compatible with radio controlled or pulse controlled shutter motors. It can be installed in the existing shutter box with no need of masonry works. Power supply 110-230 V~

Item	Connected module for garage, door and gate
○ 3586C	Enables open/close control of a garage door or gate, locally, remotely or via voice assistant. Status display (open/closed/half open) in the Home + Control App. Can be steered using a wireless shutter control or can be controlled from the remote control art.3528C. Supplied with 2 wired position sensors and specific fixtures. Can be installed into an IP55 box 80 x 80 mm or larger. Fitted with 2 separable fixing points. CAUTION: to operate optimally, the gate engine must be setup in step-by-step mode. In this mode the engine workd with the following cycle: OPEN-STOP-CLOSE-STOP-OPEN-














For correct operation, connect also the neutral conductor to the connected devices.




Light Now with Netatmo

wireless controls for light and shutter



Item	Wireless light control
<input type="checkbox"/> YW4003CW <input type="checkbox"/> YG4003CW <input type="checkbox"/> YD4003CW	 <p>Wireless light control. It provides ON/OFF control of one or more devices connected for light control. Surface installation with repositionable adhesives (supplied as standard), or inside flush mounted boxes. Built-in battery exhausted LED. CR2032 type 3 V power battery with 8 year expected life supplied (as standard) - 2 modules</p>
<input type="checkbox"/> YW4003CWG <input type="checkbox"/> YG4003CWG <input type="checkbox"/> YD4003CWG	 <p>As above. No-Battery - 2 modules</p>
<input type="checkbox"/> YW4003CWI <input type="checkbox"/> YG4003CWI <input type="checkbox"/> YD4003CWI	 <p>Wireless light control. It allows the ON / OFF control of one or more connected devices for the lighting control. It can be installed in any flush-mounted box without any wiring. The battery can be replaced without removing it from the supporting frame. Integrated LED for low battery indication. Powered by battery 3V type CR2032 (supplied) with an autonomy of 8 years - 1 module.</p>
<input type="checkbox"/> YW4003DCW <input type="checkbox"/> YG4003DCW <input type="checkbox"/> YD4003DCW	 <p>Double wireless light switch. It is equipped with two buttons to control two different connected devices for lights. Each single button can be associated with one or more devices. Surface installation with repositionable stickers (supplied) or onto a flush mounting box. Integrated LED for low battery indication. Powered by battery 3V type CR2032 (supplied) with an autonomy of 8 years - 2 modules.</p>
<input type="checkbox"/> YW4003CWDG <input type="checkbox"/> YG4003CWDG <input type="checkbox"/> YD4003CWDG	 <p>As above. No-Battery Switch - 2 modules</p>
○ 28003CWG	 <p>Wireless IP55 light switch No-Battery</p>
○ 28027CWG	 <p>Wireless IP55 double switch for shutters, gates and garage doors. No-Battery</p>

Item	Wireless light control
○ 3585C	 <p>Wireless motion sensor. It controls one or more devices connected for light control. Infrared detection with angle of 140°. Distance of the adjustable sensor from 2 to 8 m. Switch off delay with 1 to 30 min adjustable delay time and 1 to 1000 lux brightness threshold. Test possible with a 5 sec. delay. Recommended assembly height: 2.5 m. Optimum distance between 2 detectors: 6 m. For indoor and outdoor use (IP44). Supplied with 2 1.5V AA batteries for power supply.</p>
<input type="checkbox"/> YW4007CW <input type="checkbox"/> YG4007CW <input type="checkbox"/> YD4007CW	 <p>Wireless switches for multicolour lighting. Allow to directly control up to 20 Zigbee 3.0 compatible multi-colour lighting (e.g. Ledvance Smart+ Zigbee, Philips Hue...). To be associated with the lighting in the Home + Control App. Allow ON/OFF and dimming control of 3 light moods which have to be preset in the Home +Control App. Supplied with CR2032 3 V long-life battery for power supply. LED function for low battery indication. Not compatible with WiFi lighting. Surface installation with repositionable stickers (supplied) or onto a flush mounting box. - 2 modules</p>
<input type="checkbox"/> YW4007CWI <input type="checkbox"/> YG4007CWI <input type="checkbox"/> YD4007CWI	 <p>As above. Flush-mounting version - 1 module</p>
○ 3577C	 <p>Wireless module for mechanical switch. It allows to change a traditional two-way switch or a pushbutton into a wireless control for one connected device for light control (ON/OFF). The small size allows the installation in the flush mounted box. CR2032 type 3V power battery with 8 year expected life supplied (as standard).</p>

Item	Wireless shutters control
<input type="checkbox"/> YW4027CW <input type="checkbox"/> YG4027CW <input type="checkbox"/> YD4027CW	 <p>Wireless shutter control. It allows control of one or more shutter controls. Surface installation with repositionable adhesives (supplied as standard), or inside flush mounted boxes. Built-in battery exhausted LED. CR2032 type 3 V power battery with 8 year expected life supplied (as standard) - 2 modules</p>
<input type="checkbox"/> YW4027CWG <input type="checkbox"/> YG4027CWG <input type="checkbox"/> YD4027CWG	 <p>As above. No-Battery Switch - 2 modules</p>
<input type="checkbox"/> YW4027CWI <input type="checkbox"/> YG4027CWI <input type="checkbox"/> YD4027CWI	 <p>Shutter wireless switch - It allows the control of one or more connected rolling shutter switches. It can be installed in any flush-mounted box without any wiring. The battery can be replaced without removing it from the supporting frame. Integrated LED for low battery indication. Powered by battery 3V type CR2032 (supplied) with an autonomy of 8 years - 1 module</p>

Light Now with Netatmo

connected devices for energy management



Item	Connected devices for energy management
<input type="checkbox"/> YW4531C <input checked="" type="checkbox"/> YG4531C <input checked="" type="checkbox"/> YD4531C	<p>Connected module for socket. When connected to a power socket, it allows remote control of electric devices and also to monitor their consumption (instantaneous, daily, monthly). It is also possible to receive notifications of abnormal consumption levels. Compatible with any electric devices with power up to 3680W with absorption 16A (with overload protection). It has a blue LED, which can be configured using the HOME + CONTROL APP for the localisation and load status functions. Power supply 100-230 V~ - 1 module.</p>
<input type="radio"/> FC80CC	<p>Smart DIN contactor suitable for controlling single-phase loads < 20 A. The smart contactor allows you to remotely control (ON / OFF) loads such as water heaters, swimming pool pumps, induction plates and charging sockets for electric vehicles, from smartphones with the Home + Control App or via a voice assistant. Equipped with a meter for the current absorbed by the load. Dimensions 1 DIN module. Power supply 100-240 V~ 50/60 Hz.</p>
<input type="radio"/> F20T60A	<p>Smart DIN meter. It allows to measure the electrical energy consumption of the entire single-phase system of the house (instantaneous, daily, monthly) and of the single electrical power lines. It allows the reception of notifications in case of reaching the maximum power foreseen by the contract to avoid annoying black-outs. A toroid is supplied to measure the input current. Power supply 100-240 V~ 1 DIN module. (Only for single-phase systems).</p>
<input type="radio"/> F40T125A	<p>Smart DIN meter as F20T60A but for three-phase systems.</p>
<input type="radio"/> FC80GCS	<p>Connected DIN load management module for the monitoring of the consumptions of the whole electric system, the powering or disconnection of the loads, and the setting of scenarios with priority or non-priority loads. When the maximum intended power is reached, the non-priority loads are temporarily disconnected to avoid black-outs. A toroid for the current reading is provided Power supply 110-230 V~ - 1 DIN module</p>

Item	Connected devices for energy management
<input type="radio"/> FC80AC	<p>Smart device for controlling and measuring the consumption of equipment fitted with dry contacts. Rating 12V/30 Vd.c. or 230 V~ 2A max. Ideal for controlling and measuring heating appliances, wallboxes and electric vehicle charging stations, ventilation systems, irrigation systems and any other device with a control dry contact. Not suitable for shutter automation. A toroid is supplied, for the measurement of the current absorbed by the load, max 80 A. Function management through the Home + Control App, compatible with load management module FC80GCS. 1 DIN module. 100-240 V~ power supply 50/60 Hz.</p>

Item	Connected PLUG & PLAY socket
<input type="radio"/> 4141PC	<p>Connected plug&play socket - Directly connected to an existing socket - It allows remote control of all the connected electrical appliances. It also monitors the instantaneous, daily and monthly consumption. Compatible with all the devices with power up to 16 A 3680 W (with overload protection). It can be associated to wireless light controls. Power supply 110-230 V~ - white Shuko standard socket</p>

Item	Connected socket
<input type="checkbox"/> YW4141AC <input checked="" type="checkbox"/> YG4141AC <input checked="" type="checkbox"/> YD4141AC	<p>2P+E 16 A 250 V~ German standard connected socket. It allows remote control of electric devices and also to monitor their consumption (instantaneous, daily, monthly). It is also possible to receive notifications that can be configured. Compatible with all the electric devices with power up to 16 A 3680W (with overload protection). Integrated with a 2-module support, it can be installed instead of an existing socket in a 40 mm deep box. Screw fixing and connection using automatic clamps It has a blue LED that lights up when the socket is ON and that can be configured by means of the Home + Control APP. It can be associated to one or more wireless light controls. Power supply 110-230 V~ - 2 modules</p>
<input type="checkbox"/> YW4142AC <input checked="" type="checkbox"/> YG4142AC <input checked="" type="checkbox"/> YD4142AC	<p>As above. French/belgian std. - 2 modules</p>

Light Now with Netatmo

wireless controls for scenarios management



YW4570CW

YG4570CWG

YD4570CWI

YG4574CWG

YD4574CWI

YD4575CW

3528C

Wireless Home/Away scenario controls

<ul style="list-style-type: none"> <input type="checkbox"/> YW4570CW <input checked="" type="checkbox"/> YG4570CW <input checked="" type="checkbox"/> YD4570CW 	<p>Wireless Home/Away scenario controls. It is equipped with 2 buttons for activating Home/Away scenarios. Scenarios can be customized by the Home + Control app. Surface installation with repositionable stickers (supplied) or onto a flush mounting box. Integrated LED for low battery indication. Powered by battery 3V type CR2032 (supplied) with an autonomy of 8 years - 2 modules</p>
<ul style="list-style-type: none"> <input type="checkbox"/> YW4570CWG <input checked="" type="checkbox"/> YG4570CWG <input checked="" type="checkbox"/> YD4570CWG 	<p>As above. No-Battery Switch. - 2 modules</p>
<ul style="list-style-type: none"> <input type="checkbox"/> YW4570CWI <input checked="" type="checkbox"/> YG4570CWI <input checked="" type="checkbox"/> YD4570CWI 	<p>Wireless Home/Away scenario controls. It is equipped with 2 buttons for activating Home / Away scenarios. Scenarios can be customized by the Home + Control app. It can be installed in any flush-mounted box without any wiring. The battery can be replaced without removing it from the supporting frame. Integrated LED for low battery indication. Powered by battery 3V type CR2032 (supplied) with an autonomy of 8 years - 1 module</p>

Wireless 4 scenario controls

<ul style="list-style-type: none"> <input type="checkbox"/> YW4575CW <input checked="" type="checkbox"/> YG4575CW <input checked="" type="checkbox"/> YD4575CW 	<p>Wireless 4 scenarios control. It's equipped with 4 buttons for activating of scenarios 1,2,3 and 4. Scenarios can be customized by the Home+ Control app. Surface installation with repositionable stickers (supplied) or onto a flushmounting box. Integrated LED for low battery indication. Powered by battery 3V type CR2032 (supplied) with an autonomy of 8 years - 2 modules.</p>
<ul style="list-style-type: none"> <input type="checkbox"/> YW4575CWG <input checked="" type="checkbox"/> YG4575CWG <input checked="" type="checkbox"/> YD4575CWG 	<p>As above. No-Battery Switch. - 2 modules</p>
<ul style="list-style-type: none"> <input type="radio"/> 3528C 	<p>Pocket remote control 4 scenarios</p> <p>Pocket remote control 4 scenarios. It allows to add a wireless remote control in your system. Is equipped with 4 keys for the activation of the 1,2,3 and 4 scenarios. The scenarios can be activated and customized by the Home + Control app. Integrated LED for low battery indication. Powered by battery 3V type CR2032 (supplied) with an autonomy of 8 years.</p>

Wireless Wake Up / Sleep scenario controls

<ul style="list-style-type: none"> <input type="checkbox"/> YW4574CW <input checked="" type="checkbox"/> YG4574CW <input checked="" type="checkbox"/> YD4574CW 	<p>Wireless Wake Up / Sleep scenario controls. It is equipped with 2 buttons for activating Wake Up / Sleep scenarios. Scenarios can be customized by the Home + Control app. Surface installation with repositionable stickers (supplied) or onto a flush mounting box. Integrated LED for low battery indication. Powered by battery 3V type CR2032 (supplied) with an autonomy of 8 years - 2 modules</p>
<ul style="list-style-type: none"> <input type="checkbox"/> YW4574CWG <input checked="" type="checkbox"/> YG4574CWG <input checked="" type="checkbox"/> YD4574CWG 	<p>As above. No-Battery Switch. - 2 modules</p>
<ul style="list-style-type: none"> <input type="checkbox"/> YW4574CWI <input checked="" type="checkbox"/> YG4574CWI <input checked="" type="checkbox"/> YD4574CWI 	<p>Wireless Wake Up / Sleep scenario controls. It is equipped with 2 buttons for activating Wake Up / Sleep scenarios. Scenarios can be customized by the Home + Control app. It can be installed in any flush-mounted box without any wiring. The battery can be replaced without removing it from the supporting frame. Integrated LED for low battery indication. Powered by battery 3V type CR2032 (supplied) with an autonomy of 8 years - 1 module.</p>

Light Now with Netatmo

connected thermostat for air conditioning



XW8003



XM8003



XG8003



XW8003W



3460IR



0 489 10

Item
<input type="checkbox"/> XW8003
<input type="checkbox"/> XM8003
<input type="checkbox"/> XG8003
<input type="checkbox"/> XW8003W

Connected thermostat for air conditioning



The Smarter AC with Netatmo connected thermostat, together with the Home + Control APP, is a device which allows to precisely and accurately adjust and monitor the temperature in the rooms; all the programming and most of the functions can be easily and intuitively performed using the App. Thanks to its Wi-Fi connection, Smarter AC can be programmed and controlled remotely; it can also display the temperature, fan speed and humidity measured in the room. The temperature level can be set locally for manual operation and Boost mode can be activated. The Boost forces the switching on of the system for a limited time (15, 30 or 45 minutes) irrespective of the measured and programmed temperature. Smarter AC with Netatmo can also be controlled with Google, Amazon Alexa and Apple Home Kit voice assistants.

- Power supply 110 to 240 V~, 50/60 Hz;
- 2 W max absorption;
- Maximum cable section 1 x 1.5 mm²;
- Operating temperature 5 to 40 °C;
- 1-switching contact output free of 5(2)A potential.
- Type of operation 1BU
- Pollution index 2
- Rated pulse voltage 4 kV
- Wireless device in compliance with 802.11b/g/n standard, frequency 2.4 - 2.4835 GHz, transmission power < 20 dBm. WEP/WPA/WPA2 safety protocol IPv4.
- Radio link: short range communication, frequency 868MHz/915MHz, transmission power < 25mW e.r.p. (*)

Types of installation

- flush mounted, on boxes item 503E or 500 (for item 500 use the wall dowels)
- plasterboard, on boxes item PB503 and PB502

Available in three colours: white (XW8003), sand (XM8003) and black (XG8003).

Features: as XW8003. Installation: on the wall, using screws and dowels suitable for the installation surface (brickwork, plasterboard, tiles etc.). It is available only in white colour.



Item
<input type="radio"/> 0 489 10
<input type="radio"/> 3460IR

Actuator for fan coil unit



This actuator can be used in combination with Smarter AC with Netatmo on thermoregulation installations, to control different load types according to requirements. This DIN actuator can control:

- 2-pipe fan coil unit with On/Off valve
- 2-pipe fan coil unit with 3-way valve
- 2-pipe fan coil unit with 0-10 V valve
- 4-pipe fan coil unit with two On/Off valves
- 4-pipe fan coil unit with two 3-way valves
- 4-pipe fan coil unit with two 0-10 V valves
- 3-speed fan
- 1 0-10 V fan

IR interface for air conditioning unit



Connected IR emitter for air conditioning. The installation with Smarter AC allows the smart management of an A/C unit with infrared. The device size is 60x60x30 mm, white color and it is provided with a white cable (length 1,5 m). It supports both power sources: 5÷12 Vd.c. and 110-240V ~ 50/60Hz. It communicates with Smarter AC through RF 2.4 GHz: thanks to its features, the emitter can be placed on the receiver of the A/C unit, ensuring perfect communication.



Note(*): 868MHz/915MHz radio link not available in Malaysia, China, Japan, Singapore and Taiwan.

Light Now with Netatmo

connected thermostats



XW8002



XM8002



XG8002



XW8002W

Item
<input type="checkbox"/> XW8002
<input type="checkbox"/> XM8002
<input type="checkbox"/> XG8002
<input type="checkbox"/> XW8002W

Connected thermostats



The Smarter with Netatmo connected thermostat, together with the dedicated HOME+CONTROL APP, is a device which allows you to adjust and monitor the temperature in the rooms precisely and accurately; all the programming and most of the functions are performed simply and intuitively using the APP. Thanks to its Wi-Fi connection, Smarter with Netatmo can be programmed and controlled remotely; it can also display the temperature and humidity measured in the room. The temperature level can be set locally for manual operation and the Boost mode can be activated. The Boost forces the switching on of the system for a limited time (30, 60 or 90 minutes) independent of the measured and programmed temperature. It's also possible to set a different temperature in each room of the house for the maximum comfort, thanks to its compatibility with Netatmo's smart radiator valves. Smarter with Netatmo can also be controlled with Google, Amazon Alexa and Apple Home Kit voice assistants.

Features:

- 110 ÷ 230 V~, 50/60 Hz power supply;
- 2 W max absorption;
- maximum cable section 1 x 1.5 mm²;
- temperature measurement 5 ÷ 40 °C;
- temperature set-point 5 ÷ 40 °C,
- increase of 0.5 °C;
- 1-contact output in switching free of potential 5(2) A.
- Radio link: short range communication, frequency 868MHz/915MHz, transmission power < 25mW e.r.p. (*).

Types of installation:

- flush mounted, on boxes item 503E or 500 (for item 500 use the wall dowels)
- plasterboard, on boxes 2 module e 3 module

It is available in three colours: white (XW8002), sand (XM8002) and black (XG8002).



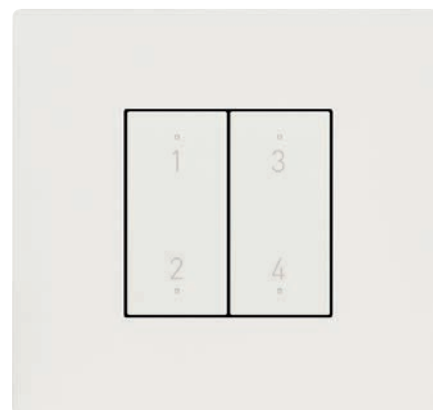
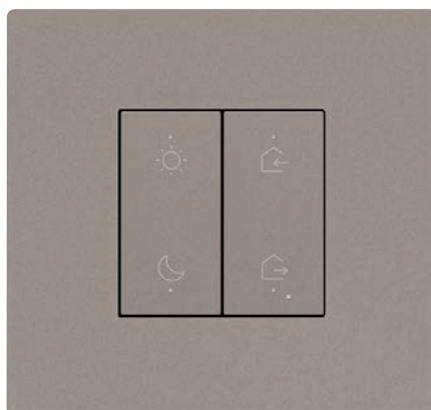
features: as .8002.

Installation: on the wall, using screws and dowels suitable for the installation surface (brickwork, plasterboard, tiles etc.). It is only available in white.

Note(*): 868MHz/915MHz radio link not available in Malaysia, China, Japan, Singapore and Taiwan.



Light Now MyHOME



Connected controls for the Smart Home

SECTION 3

Light Now MyHOME


Connected controls for the smart home, which communicate via SCS BTicino bus.

How to choose devices for the composition of the electrical system

SECTION 3














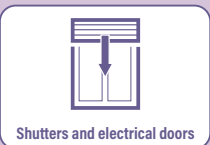




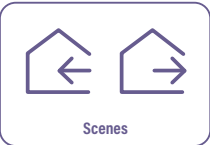










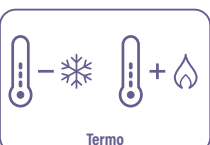


SECTION 1



Type of system	Catalog section
Light Now standard system (Switches, sockets and cover plates for the residential electrical system)	1
Light Now with Netatmo (Connected controls for the smart home, which communicate via radio)	2 + 1
Light Now MyHOME (Connected controls for the smart home, which communicate via SCS BTicino bus)	3 + 1
Light Now KNX (Connected controls for the smart home, which communicate via KNX standard bus)	4 + 1

MyHOME

Table of choice

Functions	Control devices (27 Vd.c. by BUS)				
 <p>Internet connection</p>	 <p>Web server F460</p>	 <p>Classe 300EOS 44842 (white) 44884 (black)</p>	 <p>works with Google Home works with alexa</p>	 <p>Home + Control</p>	 <p>Home + Project</p>
 <p>Light</p>	 <p>Control devices Y4652M2 (2 modules)</p>	 <p>Control devices Y4652M3 (3 modules)</p>	 <p>Basic contact interface 3477</p>	 <p>DIN contact interface F428</p>	
 <p>Shutters and electrical doors</p>	 <p>Control devices Y4652M2 (2 modules)</p>	 <p>Control devices Y4652M3 (3 modules)</p>	 <p>Basic contact interface 3477</p>	 <p>DIN contact interface F428</p>	
 <p>Scenes</p>	 <p>Control devices Y4652M2 (2 modules)</p>	 <p>Control devices Y4652M3 (3 modules)</p>	 <p>Basic contact interface 3477</p>	 <p>DIN contact interface F428</p>	 <p>Scenarios module F420</p>
 <p>Energy management and monitoring</p>	 <p>Energy meter F520</p>	 <p>Impulse counter interface 3522N</p>	 <p>Load control central F521</p>	 <p>Energy data logger F524</p>	
 <p>Thermo</p>	 <p>Thermostat H4691</p>	 <p>Probe without display 3454</p>			

NOTE: complete the installation with the appropriate power supply item E56 or item E49.

Actuator devices (BUS: 27 Vd.c. - Power line: 230 V~)



Actuator/control
Y4672M2L



Relay actuator
3476



Relay actuator
F411/1NC



1-output dimmer
F413N




2 relay actuator
F411U2



4 relay actuator
F411/4



Multi-load dimmer
F416U1 (1 output)
F418U2 (2 output)



ON/OFF actuator
«zero crossing»
BMSW1003
BMSW1005



F429G (DALI-2 gateway)
F429D (DALI-2 dimmer)
F429 (DALI dimmer)



Actuator/control
Y4672M2S



2 relay actuator
F401



2 relay actuator
F411U2



4 relay actuator
F411/4



Actuator for management
of the load F522



1 relay actuator "zero crossing" for
management of the load F523



2 relay actuator
F430/2



4 relay actuator
F430/4



8 relay actuator
F430R8



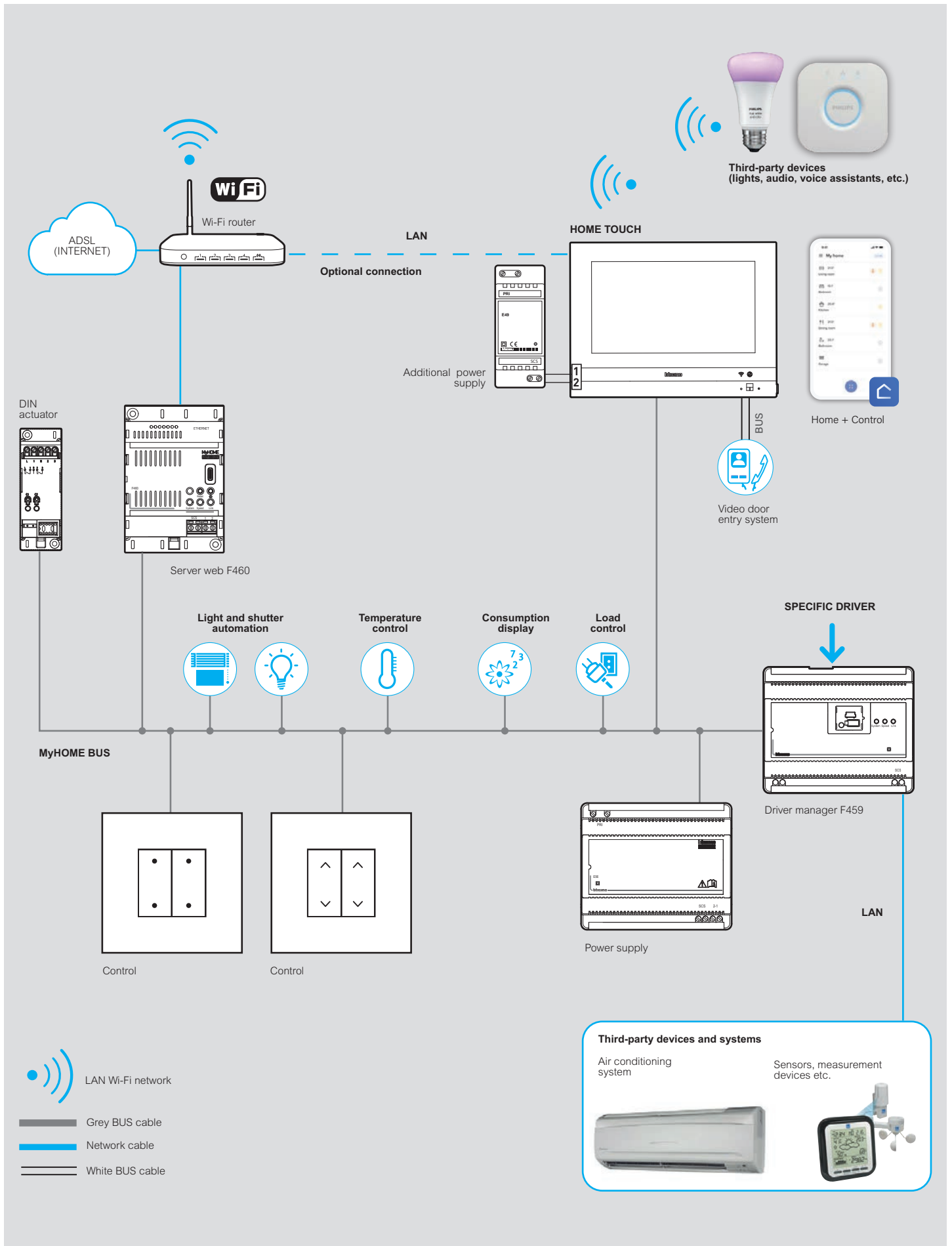
Actuator with 3
relays and 2x0-10Volt
output F430R3V10



Actuator with 2x0-10 Volt
Outputs F430V10

Light Now MyHOME

diagram of a typical MyHOME system



Light Now MyHOME

integration and control



F460



F461



F459

Item
○ F460

MyHOME Server



The new SCS server is a device designed to interact with the MyHOME system; It allows to create and realize high level installation to manage BUS SCS Smart Home solutions occupying less DIN modules (4), key for MyHome business to have a solution optimized for the cabinet. It has natively integrated the capability of humidity management and It natively supports 175 addresses with the possibility of extension by adding max 2 BT-F422A interfaces SCS. The Server is suitable for:

- devices association during the system starting-up by the installer in Home+Project app. Concerning the Lights, Automation, Temperature Control and Energy systems, the system is started via the Server directly using the Home + Project application (It allows you to configure the system also without internet).

- for the local and remote management of the functions by the user with the specific Home + Control app for Android and iOS smartphones and vocal compatibility with Alexa® e Google® is possible to manage the Myhome System or 3rd party devices (ex. Interact with lamps Philips Hue®, Lifx®, ...). It can perform customisations and create scenarios for managing the MyHOME system.

The server can be combined with a physical interface used as VDE internal unit and Touchscreen to control the installation (HomeTouch) - 4 DIN modules.

○ F461

MyHOME Server 3rd Parties integration



A dedicated version of 4 DIN server open to third party that supports the use and integration of the 3rdParties systems. It has native protocol to provide local integration in 3rd party systems, for advanced Home Automations systems like for instance RTI, Crestron, Control4, Savant with high value and complexity. Use the Home + Project app to start configuring the server, while for the usage it will be not Home + Control but the 3rd parties app.

It cannot be used on the same installation with F460.

○ F459

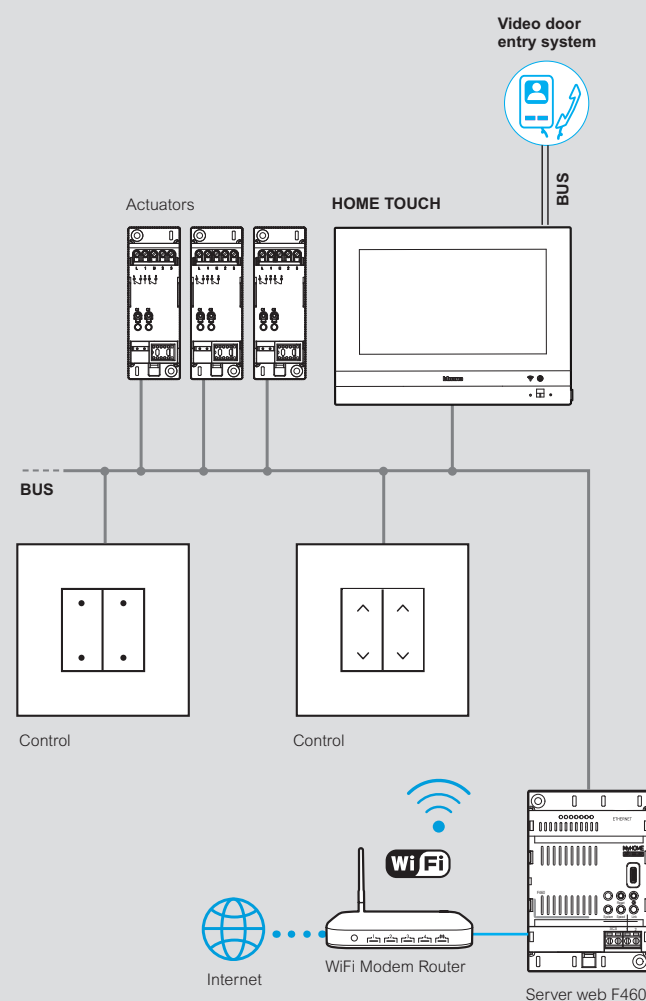
Driver manager



Integration platform with other brand systems - 6 DIN modules
It requires the installation of specially designed driver for the integration of the system.

Contact the BTicino System Integration Service to check the feasibility of specific integrations and to request the licence needed to use the Driver manager.

System with web server F460 and use of Hometouch as a video internal unit.





344842



344844



346020

Item
○ 344842
○ 344884

CLASSE 300EOS with Netatmo connected video internal unit



2 wires/Wi-Fi handsfree connected video internal unit with built-in Amazon Alexa voice assistant, 5" vertical touch screen LCD display and video door entry answering machine. It has a physical key for door lock release and capacitive keys for the control of the main video door entry functions: handsfree communication, entrance panel activation / camera scrolling and Favourite key (can be configured to activate the quick actions most frequently used – e.g. additional door locks, staircase light control, intercom). There are notification LEDs for: Wi-Fi network connection status, info / notifications and call exclusion. It is possible to easily interact with the built-in Alexa voice assistant, either using the dedicated capacitive keys or with your voice, and activate several functions, such as the video door entry functions, Smart Home, scenarios, reminders etc. Using the touch display, it is possible to access the notification list, as well as your favourite door entry, security and Smart Home controls (if any). The device must be configured by physically connecting the configurators or using the menu, which will give better possibilities of customisation of associated functions and texts. Thanks to the Wi-Fi connection, you can associate the video internal unit to the Home + Security App (available for Android and iOS). The App allows to use the main video internal unit functions (receiving calls, door lock release, display of the event timeline and activation of the entrance panel/camera cycling). Through the Home + Security App, it is also possible to manage the products of the Netatmo security range (outdoor and indoor cameras, door and window sensors, indoor siren and smoke detector). This allows you to quickly and easily create a Smart security system. The device also allows to create and manage Smart Home functions using the wired SCS BUS solution, without the need for adding dedicated webserver. Wall mounted installation using the supplied bracket Possibility of Wi-Fi connection or using RJ45 ethernet cable with the dedicated accessory 344844.

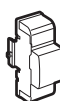
As above - black

Ethernet accessory



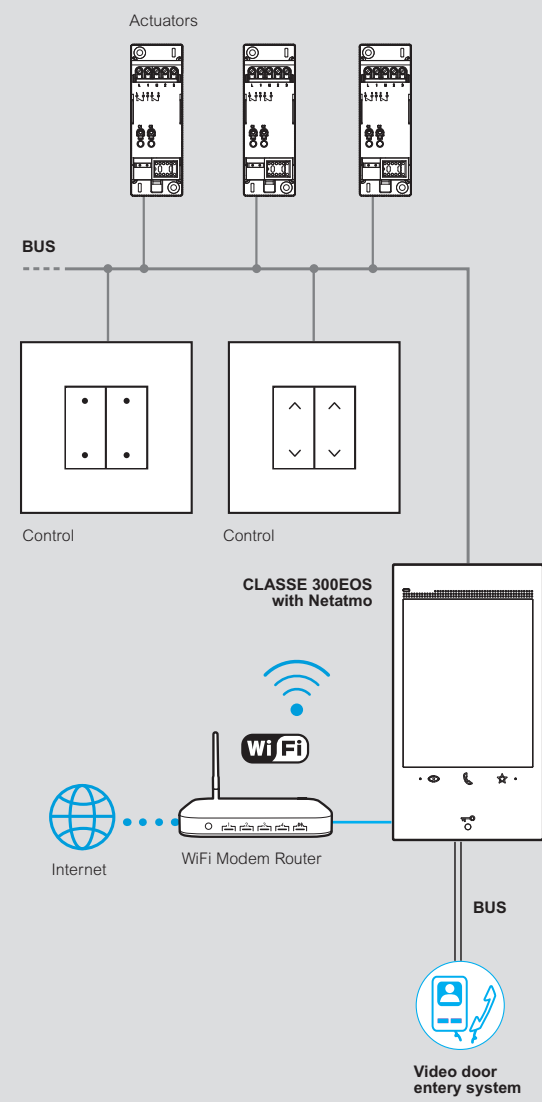
Accessory cable for wired connection of Classe 300EOS with Netatmo video internal unit via RJ45 Ethernet cable. To be purchased separately.

2 DIN Additional power supply



Additional power supply to be used to supply entrance panels and internal units locally. 2 DIN modular enclosure. Power supply 230 V~ at 50-60 Hz. The output provides 27 Vdc continuous low voltage, with maximum current of 600 mA and it is protected on the PRI side (with fuse) against overload and short circuit. It is a SELV double insulation safety device.

System with Classe 300EOS with Netatmo as server as an alternative to the server item F460




Light Now MyHOME




integration and control



3488






3487



Item	HOMETOUGH - Touch screen 7"
○ 3488	 <p>HOMETOUGH - Touch Screen 7" for the management of all MyHOME functions, that can be integrated with the video door entry system and with indoor and outdoor Netatmo cameras, to be used as connected internal unit. To use the home automation functions, configuration is not necessary. It is possible to display the MyHOME system status and control the integrated functions (lights, automation, scenarios, burglar alarm, temperature management, Nuvo music system, ...). Thanks to the "DOOR ENTRY for HOMETOUGH" application, available both for Android and iOS operating systems, it is also possible to manage the video door entry functions of a BTicino 2 wires system using the 7" capacitive display or the Smartphone. Flush mounted installation with box for masonry walls (item 3487) or wall mounted installation with the supplied metal bracket. Tech grey.</p>
○ 3488W	As above - white
○ 3487	<p>Box for flush mounted installation</p>  <p>Box for flush mounted installation of the HOMETOUGH Touch screen item 3488 and 3488W. Width 197 mm, height 148 mm and depth 52 mm.</p>
○ 3487AP	 <p>Support for flush mounted installation on plasterboard walls of the HOMETOUGH Touch screen item 3488 and 3488W.</p>



Light Now MyHOME

lights and shutter automation





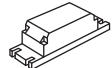
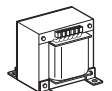
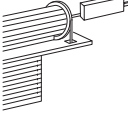



Item	Control devices
○ Y4652M2	 <p>Based on the selected configuration, the device can manage up to: - 4 lights ON/OFF functions and adjustment of a dimmer load - 2 Shutter UP/DOWN and advanced functions - 4 Scenarios and load & force control - VDE control call to the floor, staircase light switching on and door lock activation functions. 2 modules to be equipped with 1 or 2 modules key covers, support frames and plates.</p>
○ Y4652M3	 <p>Based on the selected configuration, the device can manage up to: - 6 lights ON/OFF functions and adjustment of a dimmer load - 3 Shutter UP/DOWN and advanced functions - 6 Scenarios and load & force control - VDE control call to the floor, staircase light switching on and door lock activation functions. 3 modules to be equipped with 1 or 2 modules key covers, support frames and plates.</p>

Item	Contact interface
○ 3477	 <p>Basic module control interface with 2 independent contacts for the control of 2 actuators for single function loads, or 1 actuator for double function loads (shutters) - the inputs accept two traditional switches or pushbuttons with NO and NC contact, or a traditional two-way switch, or interlocked pushbuttons.</p>
○ F428	 <p>As above - 2 DIN modules</p>

Item	Actuator/control for lights and generic loads
○ Y4672M2L	 <p>Actuator/control with 2 independent relays for single or double loads: the device can be also configured to manage a remote actuator with the same functions of the Y4652M2 controls - 2 modules. To be completed with 1 or 2 modules key covers, support frames and plates.</p>
○ Y4672M2S	 <p>Shutter actuator with relay 2 A 250 VA. In addition to the monostable and bistable UP/DOWN function, the actuator also places the rolling shutter in a stored (PRESET) position. The device can be also configured to manage a remote actuator - 2 modules. To be completed with 1 or 2-modules key covers, support frames and plates.</p>

LOADS THAT CAN BE DRIVEN (230 V~ 50/60 Hz)

Actuators	Type						
							
	Energy saving incandescence and halogen lamps	LED lamps	Linear fluorescent lamps ¹⁾	Compact fluorescent lamps	Electronic transformers ³⁾	Ferromagnetic transformers ^{2) 3)}	Reducer motors for shutters ⁴⁾
Y4672M2L	1380 W	250 W Max 2 lamps	250 VA	250 W Max 2 lamps	460 W	460 VA	460 W
Y4672M2S	-	-	-	-	-	-	2 A 250 V~

- Notes:**
- 1) Power factor corrected fluorescent lamps, discharge lamps.
 - 2) Account must be taken of the transformer yield to calculate the effective power of the load connected to the actuator. For example if a dimmer is connected to a 100 VA ferromagnetic transformer with yield 0.8, the effective power of the load will be 125 VA.
 - 3) The transformer must be loaded at its rated power and however never less than 90% of this power. It is preferable to use a single transformer rather than several transformers in parallel. For example it is better to use a single 250 VA transformer with 5 50W spotlights connected rather than use 5 50 VA transformers in parallel each with a 50 W spotlight.
 - 4) The  symbol on the actuators refers to the shutter reducer motors.

Light Now MyHOME

key covers

1-FUNCTION non-silk-screen printed key covers



YD4915MH YW4915MH2 YG4915MH

Non silk-screen printed key covers - 1 function

Color	1 module	2 modules
	Item	Item
□ White	YW4915MH	YW4915MH2
■ Stone	YG4915MH	YG4915MH2
■ Dark	YD4915MH	YD4915MH2

2-FUNCTION non-silk-screen printed key covers



YD4911MH YW4911MH2 YG4911MH

Non silk-screen printed key covers - 2 functions

Color	1 module	2 modules
	Item	Item
□ White	YW4911MH	YW4911MH2
■ Stone	YG4911MH	YG4911MH2
■ Dark	YD4911MH	YD4911MH2

1-FUNCTION silk-screen printed key covers



YG4915MHB YW4915MH2AD YD4915MHF

Silk-screen printed key covers with symbols - 1 function

Description	Color	1 module	2 modules
		Item	Item
Control of 1 dimmer	□ White	YW4915MHAD	YW4915MH2AD
	■ Stone	YG4915MHAD	YG4915MH2AD
	■ Dark	YD4915MHAD	YD4915MH2AD
Stop	□ White	YW4915MHAE	-
	■ Stone	YG4915MHAE	-
	■ Dark	YD4915MHAE	-
Staircase light	□ White	YW4915MHB	YW4915MH2B
	■ Stone	YG4915MHB	YG4915MH2B
	■ Dark	YD4915MHB	YD4915MH2B
Key	□ White	YW4915MHF	YW4915MH2F
	■ Stone	YG4915MHF	YG4915MH2F
	■ Dark	YD4915MHF	YD4915MH2F
Doorbell	□ White	YW4915MHD	YW4915MH2DM
	■ Stone	YG4915MHD	YG4915MH2DM
	■ Dark	YD4915MHD	YD4915MH2DM

2-FUNCTION silk-screen printed key covers



YD4911MHAL YG4911MHAG YW4911MH2AJ

Silk-screen printed key covers with symbols - 2 functions


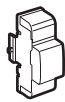
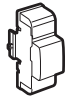
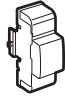
Description	Color	1 module	2 modules
		Item	Item
Control of 2 dimmers	□ White	YW49112MHAD	YW49112MH2AD
	■ Stone	YG49112MHAD	YG49112MH2AD
	■ Dark	YD49112MHAD	YD49112MH2AD
On - Off	□ White	YW4911MHAG	YW4911MH2AG
	■ Stone	YG4911MHAG	YG4911MH2AG
	■ Dark	YD4911MHAG	YD4911MH2AG
Up - down	□ White	YW4911MHAH	YW4911MH2AH
	■ Stone	YG4911MHAH	YG4911MH2AH
	■ Dark	YD4911MHAH	YD4911MH2AH
On - Off plus regulation up and down	□ White	YW4911MHAI	YW4911MH2AI
	■ Stone	YG4911MHAI	YG4911MH2AI
	■ Dark	YD4911MHAI	YD4911MH2AI
Regulation + up and - down	□ White	YW4911MHAD	-
	■ Stone	YG4911MHAD	-
	■ Dark	YD4911MHAD	-
Home-away	□ White	YW4911MHAJ	YW4911MH2AJ
	■ Stone	YG4911MHAJ	YG4911MH2AJ
	■ Dark	YD4911MHAJ	YD4911MH2AJ
Day-night	□ White	YW4911MHAL	YW4911MH2AL
	■ Stone	YG4911MHAL	YG4911MH2AL
	■ Dark	YD4911MHAL	YD4911MH2AL
Scenario N° 1 - 2	□ White	YW4911MHAM	-
	■ Stone	YG4911MHAM	-
	■ Dark	YD4911MHAM	-
Scenario N° 3 - 4	□ White	YW4911MHAN	-
	■ Stone	YG4911MHAN	-
	■ Dark	YD4911MHAN	-




Dimmer	Stop	Staircase light	Key	Doorbell	On - Off	Up - down
On - Off plus regulation	Regulation + up and - down	Home-away	Day-night	Scenario N° 1 - 2	Scenario N° 3 - 4	2 Dimmer

Light Now MyHOME








actuators for lights, shutters and different loads




Item	Light control/actuator
○ 3476	 1 relay actuator - for single loads: 2 A resistive or incandescence lamps, 2 A $\cos\phi$ 0.5 for ferromagnetic transformers - a traditional pushbutton with NO contact accepted in input
○ F411U2	Actuators for centralisations  Actuator with 2 independent relays – for single and double loads: 10 A resistive and 6 A incandescence lamps, 500 W for reducer motors, 2 A $\cos\phi$ 0.5 for ferromagnetic transformers and 250 W for fluorescent lamps - logic relay interlock via configuration - it has "Zero crossing" technology - 2 DIN modules
○ F411/4	 Actuator with 4 independent relays - for single, double or mixed loads: 2 A resistive, 2 A incandescence lamps, 500 W for reducer motors, 2 A $\cos\phi$ 0,5 for ferromagnetic transformers and 70 W for fluorescent lamps - logic relay interlock via configuration - 2 DIN modules
○ F411/1NC	 Actuator with 1 two-way NC relay for single loads, 16 A resistive, 10 A for incandescence lamps, and 4 A for fluorescent lamps. At switch on, the contact of the device is always closed (ON status), and it opens when an OFF control is sent. In this way, if there is no power input from the BUS, the device will remain in the ON status, keeping the load ON - 2 DIN modules

Item	Actuators for centralisations
○ BMSW1003	 ON/OFF actuator, 4 independent outputs with maximum load 16 A at 230 V~, clamp connection and RJ45, IP20 protection index, power supply 100/240 V~ 50/60 Hz, pushbuttons for load direct control - zero-crossing function - 6 DIN modules
○ BMSW1005	 ON/OFF actuator, "Zero Crossing" technology, 8 independent outputs with maximum load 16 A at 230 V~, clamp connection, IP20 protection index, power supply 100/240 V~ 50/60 Hz, pushbuttons for load direct control - 10 DIN modules
○ F401	Actuator for shutters  Actuator with 2 internal relays and 4 pushbuttons. In addition to monostable and bistable UP/DOWN operation, the actuator also places the shutter in a stored (PRESET) position - 2 DIN modules

LOADS THAT CAN BE DRIVEN (250 V~ 50/60 Hz)

Actuators	Type						
							
	Energy saving incandescence and halogen lamps	LED lamps	Linear fluorescent lamps ¹⁾	Compact fluorescent lamps	Electronic transformers ³⁾	Ferromagnetic transformers ^{2) 3)}	Reducer motors for shutters ⁴⁾
3476	2 A 460 W	40 W Max 1 lamp	- -	40 W Max 1 lamp	- -	2 A $\cos\phi$ 0,5 460 VA	- -
F411U2	10 A 1380 W	250 W Max 4 lamps	4 A 230 W	250 W Max 4 lamps	4 A 230 W	4 A $\cos\phi$ 0,5 460 VA	2 A 460 W
F411/4	2 A 460 W	70 W Max 2 lamps	0.3 A 70 W	70 W Max 2 lamps	0.3 A 70 W	2 A $\cos\phi$ 0,5 460 VA	2 A 460 W
BMSW1003	16 A 3680 W	2.1 A 500 VA	10 X (2 X 36 W) 4.3 A	1150 W 5 A	16 A 3680 W	16 A 3680 W	- -
BMSW1005	16 A 3680 W	2.1 A 500 VA	4.3 A 10X2X36 W	5 A 1150 VA	16 A 3680 W	16 A 3680 W	- -
F401							2 A 250 V~
F411/1NC	10 A 2300 W	500 W Max 10 lamps	4 A 920 W	500 W Max 10 lamps	4 A 920 W	4 A $\cos\phi$ 0,5 920 VA	

Notes:
 1) Power factor corrected fluorescent lamps, discharge lamps. 2) Account must be taken of the transformer yield to calculate the effective power of the load connected to the actuator. For example if a dimmer is connected to a 100 VA ferromagnetic transformer with yield 0.8, the effective power of the load will be 125 VA. 3) The transformer must be loaded at its rated power and however never less than 90% of this power. It is preferable to use a single transformer rather than several transformers in parallel. For example it is better to use a single 250 VA transformer with 5 50W spotlights connected rather than use 5 50 VA transformers in parallel each with a 50 W spotlight. 4) The  symbol on the actuators refers to the shutter reducer motors.

Light Now MyHOME

dimmer actuators for lights and different loads



F413N




F429

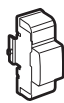


F416U1

F418U2








F429G

F429D


Item	Dimmers for centralisations
○ F413N	 <p>1-output dimmer to supply fluorescent lamps or LED sources with input 1-10 V for single loads up to 2.5 A at 230 V\sim – type of screw connection - power supply 27 Vd.c. – absorption 30 mA – max 10 ballast that can be connected (clamps 1-2) - with pushbutton for load direct control - version for fastening on DIN rail - 2 modules</p>
○ F416U1	 <p>Multi-load dimmers for centralisations Multi-load dimmer, 1 output with maximum load 4.3 A at 230 V\sim, clamp connection and RJ45, IP20 protection index, power supply 100/240 V\sim 50/60 Hz, pushbutton for load direct control - 6 DIN modules</p>
○ F418U2	 <p>Two-channel dimmer for the management of dimmer LEDs, dimmer compact fluorescent lamps (CFL), energy saving halogen lamps and electronic transformers at 110-230V. Possibility of parallelisation of the two channels to increase the maximum power which can be managed. power supply 27 Vd.c., absorption 18 mA - version for fastening on DIN rail - 4 modules</p>

Item	Devices for DALI lamps management
○ F429G	 <p>DALI-2 Gateway - The device is an interface between MyHOME/Lighting Management systems and devices driven using the DALI (Digital Addressable Lighting Interface) protocol. It has 1 independent outputs to manage up to 64 ballast DALI2. The functionalities supported are: ON/OFF, dimmer, RGBW (colour and tunable white) e phase in-out. The device can be installed in a MyHOME system through H+P app configuration. Suitable in houses where the installation is made with all Dali2 lamps.</p>
○ F429D	 <p>DALI-2 dimmer - The device is an interface between MyHOME/Lighting Management systems and devices driven using the DALI (Digital Addressable Lighting Interface) protocol. It has 2 independent outputs to control up to 32 ballasts (2 groups of 16 DALI-2 lamps). The functionalities supported are: ON/OFF, dimmer, RGBW (colour and tunable white) e phase in-out. The device can be installed in a MyHOME system through H+P app configuration. Suitable for installations with few DALI-2 lamps.</p>
○ F429	 <p>DALI dimmer with 8 independent outputs for the connection of up to 16 DALI reactors for each output – 230 V\sim power supply 50/60 Hz; 110 - 240 Vd.c. – absorption 5 mA - with pushbutton for load direct control - version for fastening on DIN rail - 6 modules</p>

LOADS THAT CAN BE DRIVEN (230 V \sim 50/60 HZ)

Actuators	Type						
							
	Energy saving incandescence and halogen lamps	LED lamps	Linear fluorescent lamps ¹⁾	Compact fluorescent lamps	Electronic transformers ³⁾	Ferromagnetic transformers ^{2) 3)}	Reducer motors for shutters ⁴⁾
F413N	-	-	2 A 460 W ⁵⁾ Max 10 ballast, type T5, T8, compact or driver for LED	-	-	-	-
F416U1	4.3 A 40 - 1000 W	-	-	-	4.3 A 40 - 1000 W	4.3 A 40 - 1000 W	-
F418U2	2x300 W	2x300 VA	-	2x300 VA	2x300 VA	2x300 VA	-
F429	SCS/DALI dimmer interface - 8 x16 ballast						
F429G	SCS/DALI2 gateway – up to 64 ballast DALI2						
F429D	SCS/DALI2 dimmer – up to 64 ballast DALI2						

Notes:

1) Power factor corrected fluorescent lamps, discharge lamps. 2) Account must be taken of the transformer yield to calculate the effective power of the load connected to the actuator. For example if a dimmer is connected to a 100 VA ferromagnetic transformer with yield 0.8, the effective power of the load will be 125 VA. 3) The transformer must be loaded at its rated power and however never less than 90% of this power. It is preferable to use a single transformer rather than several transformers in parallel. For example it is better to use a single 250 VA transformer with 5 50W spotlights connected rather than use 5 50 VA transformers in parallel each with a 50 W spotlight. 4) The  symbol on the actuators refers to the shutter reducer motors. 5) Only compatible with lamps with 1/10 V ballast.


Light Now MyHOME


lighting/movement sensors




- BMSE3001
- BMSE3003
- YW4658
- YG4658
- YD4658

Lighting/movement sensors


 Passive infrared SCS sensor for the detection of movement and the lighting level. Ceiling flush mounted installation using springs or installation boxes; surface installation using surface installation box, item 048875; IP20 protection index; 8 m (50 m²) diameter coverage area for a 2.5 m installation height, maximum installation height 6 m; 27 Vd.c. power supply from bus, absorption 12 mA; regulation with basic/advanced remote control (BMSO4003 and BMSO4001) or through configuration software, of the lighting level, from 5 to 1275 LUX, of the time delay, from 30 s to 255 h, and of the main operating parameters; Push&Learn pushbutton

 Double technology SCS sensor: passive infrared for the detection of presence and the lighting level. Ceiling flush mounted installation using springs or installation boxes; surface installation using surface installation box, item 048875; IP20 protection index; 8 m diameter (50 m²) infrared coverage area for a 2.5 m installation height, 11 mm diameter (95 m²) ultrasound coverage area for a 2.5 m installation height, maximum installation height 6 m; 27 Vd.c. power supply from BUS, absorption 17 mA; regulation with basic/advanced remote control (BMSO4003 and BMSO4001), or through configuration software, of the lighting level, from 5 to 1275 LUX, of the delay, from 30 s to 255 h, and of the main operating parameters; Push&Learn pushbutton


 Green Switch: dual technology presence sensor, passive infrared and ultrasound (PIR + US), suitable for the presence detection in the work areas (offices, meeting rooms). Equipped with manual on/off switch. Mode of operation (automatic or manual), delay time (from 5s to 59min) and brightness threshold (from 20 to 1275 lux) settable by means of advanced/basic configuration remote control (BMSO4003), physical or virtual configuration. 2 modules.

Remote control and configuration gateway

- 0 882 40
- BMSO4003
- 0 488 75

 The Gateway allows you to adjust the time delay, the brightness threshold and the detection sensitivity. Possibility to store, share, prepare all of the product settings for a construction site advance. Possibility of duplicating the parameters of a product 0 882 40. Works with the App "Legrand Close Up" available on Google Play and Apple Store via Bluetooth Low Energy technology for smartphone. Allows the configuration of windows, management systems lighting and emergency lighting units and offers advanced features to facilitate the management of facilities.

Configuration remote controls

 The basic configuration remote control, with IR transmitter, adjusts the main operating parameters of: Switch Sensor, Green Switch and SCS compatible sensors. Modification of parameters only possible for preset values, battery recharge not available

Installation accessories

Ceiling mounted box compatible with the sensors: BMSE3001 and BMSE3003, IP20 protection index, dimensions Ø 100 x 50 mm

Features of the lighting/movement sensors

SCS sensors	BMSE3001	BMSE3003	JYW/YG/YD4658
Installation	ceiling flush mounted		flush mounted
Type of operation	AUTO/ECO/WALKTHROUGH		AUTO/ECO/ WALKTHROUGH
Sensor technology	PIR PIR+US		PIR+US
Power supply	27 V d.c. from Bus		27 V d.c. from Bus
Protection index	IP20		
Coverage area at 2.5 m	Ø 8 m	Ø 11 m	8 m x 6 m
Coverage angles (v/h)	90/360°		90°/180°
Lighting level	5 lux - 1275 lux		20 - 1275 lux
Switching off delay	30 s - 255 h 59 min 59 sec		30 sec - 255h 59 min 59 sec
Factory adjustments	300 lux - 15 min		300 lux - 15 min
Connection type	RJ45 connector		Clamp

White colour Stone colour Dark colour Neutral item

Light Now MyHOME

temperature control



H4691



3454




F430/2




F430R8








F430V10




Item	Thermostat
○ H4691	 <p>Probe with backlit display that controls the temperature of an individual zone. It features an input for the connection of a contact line (e.g. window contact). It can be used for the management of different types of systems, and the adjustment of the fan speed when fan coils are used. Possibility of automatic operation (summer/winter), with compatible systems - 2 modules</p>




Item	Probe without display
○ 3454	 <p>Temperature probe in basic module with wired sensor - to be associated to the temperature sensor item 3457 and Vantage probe item 8051</p>


Item	Accessories
○ 3457	 <p>Temperature probe to be associated to the probe item 3454</p>




Item	Actuators for valve control
○ F430/2	 <p>Actuator with 2 independent relays – for single and double loads: 6 A resistive, 2A motor driven valves and pumps - configuration based logic relay interlock - 2 DIN modules</p>
○ F430/4	 <p>Actuator with 4 independent relays - for single, double or mixed loads: 4 A resistive, 1 A motor driven valves, pumps and fan coils - configuration based logic relay interlock - 2 DIN modules</p>
○ F430R8	 <p>Actuator with 8 independent relays for the control of on-off valves, motorised valves (open-close and three points), pumps and fan coils with 2 and 4 tubes - 4A resistive, 1A motor valves, pumps and fan-coils- SCS-bus connection - 4 DIN modules</p>
○ F430R3V10	 <p>Actuator with 3 independent relays and 2 x 0-10 Volts outputs for the control of fan coils with 2 and 4 tubes with proportional 0-10 Volt valves - 4A resistive, 1A fan coil - SCS-BUS connection - 4 DIN modules</p>
○ F430V10	 <p>Actuator with 2 x 0-10 Volt outputs for the control of 0-10 proportional valves - SCS-BUS connection - 2 DIN modules</p>



Item	Consumption display
○ F520	 Meter for the measurement of electricity on a maximum of 3 lines, by connecting 3 toroids to the appropriate inputs. Version for fastening on DIN rail. The device is fitted with 1 toroid. Data visualization with Home+Control app. - 1 module.
○ 3523	 Additional electricity meter toroid, item F520 and for actuator with sensor, item F522 for the measurement of the earth leakage current. Cable length 400 mm.
○ 3522N	 Impulse counter interface for the data measurement from meters (water, gas, etc...) with impulse output. The values measured can be displayed on all the MyHOME user interfaces (HOMETOUCH and HOME+CONTROL App). Basic module version for hidden installation. Power supply from BUS 27 V.

Item	Load control management
○ F521	 Central unit for the management and control of the actuators of the load control system, to prevent the risk of detachment of the limiter of the electricity supplier. The central unit manages up to 63 loads, a contract power between 1.5 and 18 kW, and tolerance up to +/- 20%. It integrates an electricity meter for the controlled line. Version for fastening on DIN rail. The device is fitted with 1 toroid. Data visualization with Home+Control app. - 1 module
○ F522	 Actuator with integrated current sensor for the measurement of the controlled load consumptions. 1 relay - 10 A for incandescence lamps and 4 A for fluorescent lamps or ferromagnetic transformers, and 500 for compact fluorescent and LED lamps - Bistable relay with zero crossing for the Automation and/or Load control management functions. Version for fastening on DIN rail - 1 module. Earth leakage control by connecting the additional toroid, item 3523. Data visualization with Home+Control app.
○ F523	 1 relay actuator - for incandescence lamps and 4 A for fluorescent lamps or ferromagnetic transformers, and 500 W for compact fluorescent and LED lamps - bistable relay with zero crossing for the Automation and/or Load control management functions. Version for fastening on DIN rail Data visualization with Home+Control app. - 1 module.





Item	Energy data logger - centralisation of energy consumption data
○ F524	 Device for the centralisation of energy consumption data measured using meters with toroids, item F520, load control central units, item F521. The data can be displayed in appropriate integrated web pages by connecting the device to a network through the Ethernet port. It gives the possibility of configuring different tariffs, of downloading the data, and of adding up or subtracting the lines, as well as of performing multiplications by a certain factor. The device has a microSD slot for the backup of the data recorded, and OPENWebNet controls for the display of consumptions. Version for installation on DIN modules - 1 module - Power supply from BUS 27 V.








Item	Accessories
○ 3508BUS	 removable clamp for BUS connection - width 3.81 mm
○ 3508U2	 removable clamp 2 poles
○ 3508U3	 removable clamp 3 poles





Light Now MyHOME

power supply, accessory and cables




Item	SCS addresses extension interface
○ F422A	 <p>2 Din modules Interface between SCS BUS based systems, dedicated just to the logic expansion of the address extension and not to all the functions supported with the previous BT-F422. It can be used with both, DIN server BT-F460 and Classe300EOS with Netatmo. Each interface can add 175 addresses, with a maximum of 2 interfaces allowed for installation (BT-F460 with max 2 F422A; Classe300EOS with max +1 F422A). By doing so thanks to this device you will be able to overcome the current limit of 175 addresses and configure huge installations with up to 525 addresses. No parameters to take into consideration because the assignment is automatic.</p>
○ F422	<p>SCS interface for different systems</p>  <p>Interface between SCS BUS based systems, dedicated to different functions - 2 lowered DIN modules</p>
○ F420	<p>Scenario Module</p>  <p>Device enabling to save 16 scenarios for Automation, Temperature control and Video door entry applications - 2 DIN modules</p>
○ F425	<p>Memory Module</p>  <p>Module used for saving the status of the actuators - to reset the light automation system in case of power cut - 2 lowered DIN modules.</p>

Item	Power supply
○ E56	 <p>Power supply with input voltage 110 - 240 V\sim @ 50 - 60 Hz. It provides two output power supplies in very low safety voltage (one of 27V DC 1.2A on the SCS terminals, one of 28.5V c.c. on terminal 1 - 2) to be used alternatively e NOT simultaneously. It can be used also as an additional power supply (output 1 - 2) for the local power supply of the devices automation (in this case it is not possible use no other output). The device is electronically protected against overload and short circuit. It is a device SELV double insulation safety device - Overall dimensions 6 DIN modules.</p>
○ E49	 <p>Compact power supply for Temperature control and Automation systems - input 230 V\sim, output 27 Vdc - maximum power delivered 600 mA - 2 DIN modules.</p>
○ L4669	<p>Connection cables</p>  <p>Sheathed pair made up of 2 flexible wires with unshielded plaited sheath - insulation 300/500 V - complies with standards CEI 46-5 and CEI 20-20 - coil length 100 metres</p>
○ L4669/500	<p>as above - in 500 m coils</p> 
○ L4669KM1	<p>As above - reel length 1000 m</p> 
○ 336905	<p>As above - low toxicity cable without halogens - ideal for application in environments where fire hazard safety is critical - coil length 200 metres</p> 
○ 336904	<p>Specific cable with 2 twisted conductors. It can be installed in underground piping, in accordance with standards (CEI 20-13 and CEI 20-14). It ensures the best performance in video systems (higher distance between EP and Handset when compared with other cables). 200 m coil</p> 

Item	Accessories
○ 3508BUS	 <p>removable clamp for BUS connection - width 3.81 mm</p>
○ 3508U2	 <p>removable clamp 2 poles</p>
○ 3508U3	 <p>removable clamp 3 poles</p>
○ 3515	 <p>spare removable clamp</p>

Light Now KNX




Connected controls for the Home and Building automation

SECTION 4

Light Now KNX

Connected controls for the smart home, which communicate via KNX standard bus.

How to choose devices for the composition of the electrical system




Type of system	Catalog section
Light Now standard system (Switches, sockets and cover plates for the residential electrical system)	1
Light Now with Netatmo (Connected controls for the smart home, which communicate via radio)	2 + 1
Light Now MyHOME (Connected controls for the smart home, which communicate via SCS BTicino bus)	3 + 1
Light Now KNX (Connected controls for the smart home, which communicate via KNX standard bus)	4 + 1

Light Now KNX

manual control units and sensors



Constantly check for presence and light levels, switching OFF as soon as the natural light level is sufficient.
 Switch ON and OFF automatically
 Accurate set-up on site with configuration device
 Connected directly to KNX cable (supplied with tap-off connector)
 The detector must be programmed using ETS software

Item	Light Now wired control units
Y4651KNX	 <p>2 channels control unit - 4 buttons. Used to control (ON/OFF, dimming, scenario, forcing), roller shutters (up, down, stop), awnings, and other receivers. Fitted with programmable RGB LEDs (12 colors available) for displaying load status and system status feedback (normal, forced, override, day/night pilot light, etc.) and alarms. To be fitted with Light Now key cover, plate and support frame.</p>
	Touch screen control units
0 029 00	<p>With built-in temperature & proximity sensor. Max. 16 timings, 8 group events, 8 logic functions To be installed in a flush-mounting box.</p> <p>4" touch screen - 9 control pages including switch, dimming, RGB control, shutter, scene control, HVAC control, audio control and energy metering.</p>
0 029 01	<p>5" touch screen - 15 control pages including switch, dimming, RGB control, shutter, scene control, HVAC control, audio control and energy metering.</p>
	Special sensors for corridor
0 489 19	<p>Ceiling mounted motion sensor Double passive infrared detection 360°, lateral range 2 x 12 m - IP 20. Recommended fixing height: 2.5 m. Fits directly in suspended ceiling with springs (supplied) or is installed in a 50 mm deep Batibox item 0 893 58. Surface mounted on ceiling using accessory item 0 488 75.</p>
CP-MWS3A-KNX	<p>Ceiling mounted presence sensor MW (microwave) detection, range up to 23 m Flat and compact sensor with adjustable head for special applications - IP 40. Recommended fixing height: 2.8 m. Fixes directly in suspended ceiling with springs (supplied).</p>

Item	Special presence sensors for work areas
0 489 18	<p>Suitable for meeting rooms, classrooms, open areas, etc.</p> <p>Ceiling mounted - Dual technology 360° passive infrared and ultrasound detection, range 8 m - IP 20. Fixes directly in suspended ceiling with springs (supplied) or is installed in a 50 mm deep Batibox Surface mounted on ceiling using accessory item 0 488 75. Connection by KNX red/black connector.</p>
0 489 22	<p>360° passive infrared detection with high density lens, range 8 m - IP 20. Fixes directly in suspended ceiling with springs (supplied) or is installed in a 50 mm deep Batibox Surface mounted on ceiling using accessory item 0 488 75. Connection by KNX red/black connector.</p>
CP-EBDSPIR-KNX	<p>360° passive infrared detection, range 7 m Flat and compact sensor for standard heights - IP 40. Fixes directly in suspended ceiling with springs (supplied).</p>
CP-MWS6-KNX	<p>360° MW (microwave) detection, range 16 m Flat and compact sensor - IP 40. Fixes directly in suspended ceiling with springs (supplied)</p>
	Special presence sensor for high bay
CP-EBDHS-KNX	<p>Ceiling mounted 360° passive infrared detection, high sensitivity, range 40 m. Flat and compact sensor for high heights- IP 65. Recommended fixing height: 15 m.</p>
	Special motion sensor for outdoor car parks and cellars
0 489 21	<p>Wall or ceiling mounted - surface mounting Passive infrared detection with 270° adjustable head, range 20 m - IP 55. Recommended fixing height: 2.5 m. Can be fixed in a corner with a special accessory item. 0 489 72.</p>

Light Now KNX

key covers

1-FUNCTION non-silk-screen printed key covers



YD4915MH YW4915MH2 YG4915MH

Non silk-screen printed key covers - 1 function

Color	1 module	2 modules
	Item	Item
□ White	YW4915MH	YW4915MH2
■ Stone	YG4915MH	YG4915MH2
■ Dark	YD4915MH	YD4915MH2

2-FUNCTION non-silk-screen printed key covers



YD4911MH YW4911MH2 YG4911MH

Non silk-screen printed key covers - 2 functions

Color	1 module	2 modules
	Item	Item
□ White	YW4911MH	YW4911MH2
■ Stone	YG4911MH	YG4911MH2
■ Dark	YD4911MH	YD4911MH2

1-FUNCTION silk-screen printed key covers



YG4915MHB YW4915MH2AD YD4915MHF

Silk-screen printed key covers with symbols - 1 function

Description	Color	1 module	2 modules
		Item	Item
Control of 1 dimmer	□ White	YW4915MHAD	YW4915MH2AD
	■ Stone	YG4915MHAD	YG4915MH2AD
	■ Dark	YD4915MHAD	YD4915MH2AD
Stop	□ White	YW4915MHAE	-
	■ Stone	YG4915MHAE	-
	■ Dark	YD4915MHAE	-
Staircase light	□ White	YW4915MHB	YW4915MH2B
	■ Stone	YG4915MHB	YG4915MH2B
	■ Dark	YD4915MHB	YD4915MH2B
Key	□ White	YW4915MHF	YW4915MH2F
	■ Stone	YG4915MHF	YG4915MH2F
	■ Dark	YD4915MHF	YD4915MH2F
Doorbell	□ White	YW4915MHD	YW4915MH2DM
	■ Stone	YG4915MHD	YG4915MH2DM
	■ Dark	YD4915MHD	YD4915MH2DM

2-FUNCTION silk-screen printed key covers



YD4911MHAL YG4911MHAG YW4911MH2AJ

Silk-screen printed key covers with symbols - 2 functions

Description	Color	1 module	2 modules
		Item	Item
Control of 2 dimmers	□ White	YW49112MHAD	YW49112MH2AD
	■ Stone	YG49112MHAD	YG49112MH2AD
	■ Dark	YD49112MHAD	YD49112MH2AD
On - Off	□ White	YW4911MHAG	YW4911MH2AG
	■ Stone	YG4911MHAG	YG4911MH2AG
	■ Dark	YD4911MHAG	YD4911MH2AG
Up - down	□ White	YW4911MHAH	YW4911MH2AH
	■ Stone	YG4911MHAH	YG4911MH2AH
	■ Dark	YD4911MHAH	YD4911MH2AH
On - Off plus regulation up and down	□ White	YW4911MHAI	YW4911MH2AI
	■ Stone	YG4911MHAI	YG4911MH2AI
	■ Dark	YD4911MHAI	YD4911MH2AI
Regulation + up and - down	□ White	YW4911MHAD	-
	■ Stone	YG4911MHAD	-
	■ Dark	YD4911MHAD	-
Home-away	□ White	YW4911MHAJ	YW4911MH2AJ
	■ Stone	YG4911MHAJ	YG4911MH2AJ
	■ Dark	YD4911MHAJ	YD4911MH2AJ
Day-night	□ White	YW4911MHAL	YW4911MH2AL
	■ Stone	YG4911MHAL	YG4911MH2AL
	■ Dark	YD4911MHAL	YD4911MH2AL
Scenario N° 1 - 2	□ White	YW4911MHAM	-
	■ Stone	YG4911MHAM	-
	■ Dark	YD4911MHAM	-
Scenario N° 3 - 4	□ White	YW4911MHAN	-
	■ Stone	YG4911MHAN	-
	■ Dark	YD4911MHAN	-

Dimmer	Stop	Staircase light	Key	Doorbell	On - Off	Up - down
On - Off plus regulation	Regulation + up and - down	Home-away	Day-night	Scenario N° 1 - 2	Scenario N° 3 - 4	2 Dimmer

□ White colour ■ Stone colour ■ Dark colour

Light Now KNX

modular controllers




KNX certified



0 026 65



0 026 73



0 026 79

Connected with the KNX cable
Configuration using ETS programming software

Item	Modular controllers for dimming
0 026 65	Each output can be controlled by a sensor and/or KNX control unit. For DALI control 1 output DALI bus (64 DALI ballasts max) to control up to 16 DALI groups and up to 64 DALI scenes. 4 DIN modules.
0 026 99	1 output DALI bus (64 DALI ballasts max) to control individually up to 64 DALI luminaires and up to 16 DALI scenes. 4 DIN modules.
0 026 68	For 1-10V control 10 outputs 1-10 V also controlling 10 ON/OFF circuits (16 A max). 10 DIN modules.
0 026 54	For LED and all others LV and ELV load 2 outputs 2 x 300 W/VA maximum per output. 4 DIN modules.
0 026 80	Modular ON/OFF controller Each output can be controlled by a sensor and/or KNX control unit. 4 x 16 A outputs. 4 DIN modules
0 026 72	Modular multi-applications ON/OFF controllers Each output can be controlled by a sensor and/or KNX control unit. Multi-applications controllers with independent input channels and outputs configurable to control lighting loads, power sockets, roller shutters, and HVAC equipment. 8 x 16 A outputs. 6 DIN modules
0 026 73	8 x 16 A outputs - 8 inputs. 6 DIN modules
0 026 74	12 x 16 A outputs - 6 DIN modules
0 026 76	16 x 16 A outputs - 10 DIN modules
0 026 78	20 x 16 A outputs - 10 DIN modules
0 026 79	20 x 16 A outputs - 18 inputs. 10 DIN modules
0 484 18	Room Controller Unit Power modules equipped with output contacts for controlling: - different types of ON/OFF load (lighting, roller shutters, contactors, motors, etc.) - a DALI dimming output for 64 ballasts max. Loads are managed by the controls to which they are linked: either by KNX controls, or by wired connection input terminals (switches, push-buttons, volt-free contacts). Multiphase connection and consumption measurement. 8 inputs - 10 outputs. 8 DIN modules
0 484 22	16 inputs - 16 outputs. 12 DIN modules.

infrastructure products



KNX certified



0 026 93



0 026 92



0 035 45







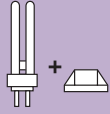
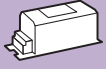

0 035 07

Connected with the KNX cable
Configuration using ETS programming software

Item	KNX interface - voltage contact
0 026 93	Connects voltage free contacts devices (switches, push-buttons, alarms, etc.) to the KNX. Modular 4 inputs 0 to 265 AC/DC powered. 2 DIN modules.
0 026 92	Flush mounting For installation in a flush-mounting box. 4 inputs - 4 outputs.
0 035 46	Line coupler Provides galvanic isolation between lines Necessary in an installation where there are more than 64 KNX participants. 2 DIN modules.
0 035 45	IP/KNX router Can act as main line or backbone coupler Links different KNX networks to each other via the IP infrastructure. 2 DIN modules.
0 035 06	Modular power supplies and accessory Powers one KNX line Integrated filter to prevent the short-circuit of BUS messages. Voltage 230 V± - 30 V= With additional 30 V unfiltered output. 7 DIN modules. Output 320 mA
0 035 07	Output 640 mA
0 488 79	KNX connector Black and red. Supplied in boxes of 50
0 492 91	KNX cables Length 500 m 0.8 mm dia. quad Isolation 4000 V. 1 pair: red/black
0 492 92	2 pairs: red/black and yellow/white

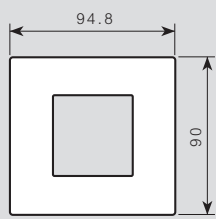
Light Now KNX

load table at 230 V a.c. 50-60Hz

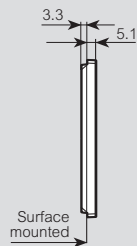
Cat.Nos	Outputs							
		Halogen lamp	ELV halogen lamp with ferromagnetic or electronic transformer	Fluorescent tube	LED and compact fluorescent lamp	Fluorescent lamp with 1-10 V ballast	DALI	Motors
Modular controllers for dimming								
0 026 65	1	-	-	-	-	-	64 ballasts (group control only)	-
0 026 99	1	-	-	-	-	-	64 ballasts (individual control)	-
0 026 68	10	-	-	-	-	4000 VA	-	-
0 026 88	4	-	-	-	-	1000 VA	-	-
0 026 54	2	2 x 300 W	2 x 200 VA	2 x 300 VA	2 x 75 W	-	-	-
Modular ON/OFF controllers								
0 026 80	4	2 x 3680 W	4 x 1000 VA	4 x [10 x (2 x 36 W)]	4 x 500 VA	-	-	4 x 500 VA
0 026 72	8	8 x 4000 VA	8 x 1800 VA	8 x 2400 VA	8 x 400 VA	-	-	8 x 1000 VA
0 026 73	8	8 x 4000 VA	8 x 1800 VA	8 x 2400 VA	8 x 400 VA	-	-	8 x 1000 VA
0 026 74	12	12 x 4000 VA	12 x 1800 VA	12 x 2400 VA	12 x 400 VA	-	-	12 x 1000 VA
0 026 76	16	16 x 4000 VA	16 x 1800 VA	16 x 2400 VA	16 x 400 VA	-	-	16 x 1000 VA
0 026 78	20	20 x 4000 VA	20 x 1800 VA	20 x 2400 VA	20 x 400 VA	-	-	20 x 1000 VA
0 026 79	20	20 x 4000 VA	20 x 1800 VA	20 x 2400 VA	20 x 400 VA	-	-	20 x 1000 VA
Room Controller Units								
0 484 18	4	4 x 500 W	4 x 250 VA	4 x [2 x (2 x 36 W)]	4 x 80 VA	-	1 x 64 ballasts	4 x 250 VA
	4	4 x 1000 W	4 x 500 VA	4 x [4 x (2 x 36 W)]	4 x 160 VA			4 x 500 VA
0 484 22	2	2 x 3680 W	2 x 1000 VA	2 x [10 x (2 x 36 W)]	2 x 500 VA	-	1 x 64 ballasts	2 x 500 VA
	4	4 x 500 W	4 x 250 VA	4 x [2 x (2 x 36 W)]	4 x 80 VA			4 x 250 VA
	8	8 x 1000 W	8 x 500 VA	8 x [4 x (2 x 36 W)]	8 x 160 VA	-		8 x 500 VA
	4	4 x 3680 W	4 x 1000 VA	4 x [10 x (2 x 36 W)]	4 x 500 VA			4 x 500 VA

*: Compatible with dimmable LED and compact fluorescent lamps

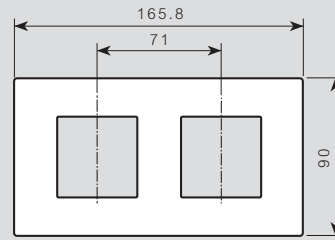
2 modules cover plate



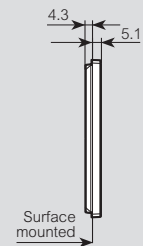
YA4802...



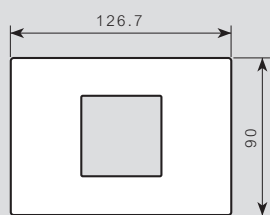
2X2 modules cover plate wheelbase 71 - horizontal/vertical



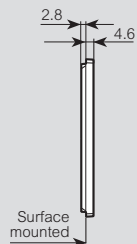
YA4802M2...



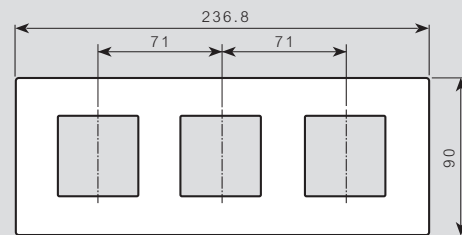
3 modules centred cover plate



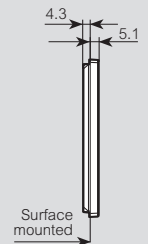
YA4819...



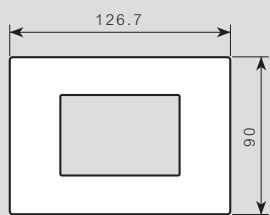
2x2x2 modules cover plate interasse 71 - horizontal/vertical



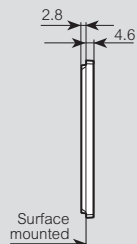
YA4802M3...



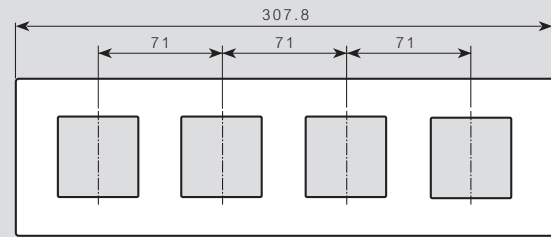
3 modules cover plate



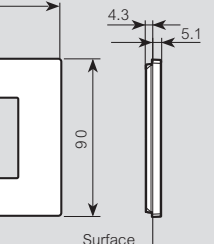
YA4803...



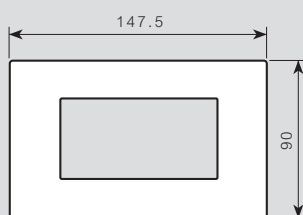
2x2x2x2 modules cover plate interasse 71 - horizontal/vertical



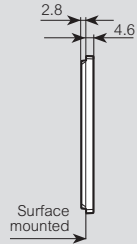
YA4802M4...



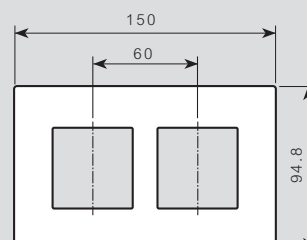
4 modules supporting frame



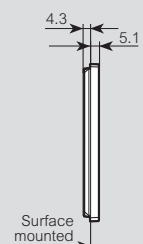
YA4804...



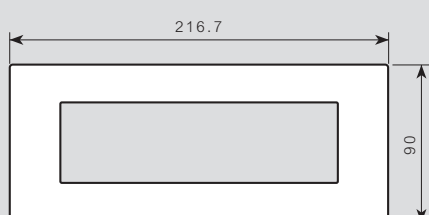
2x2 modules cover plate wheelbase 60 - horizontal/vertical



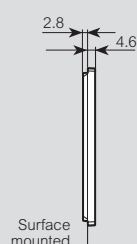
YA4832M2...



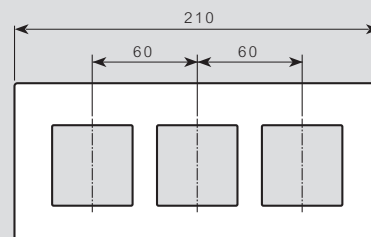
7 modules supporting frame



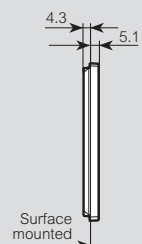
YA4807...



2x2x2 modules cover plate wheelbase 60 - horizontal/vertical



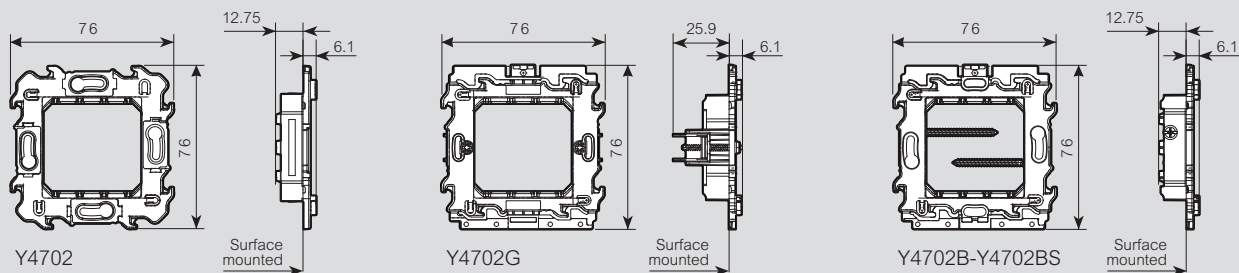
YA4832M3...



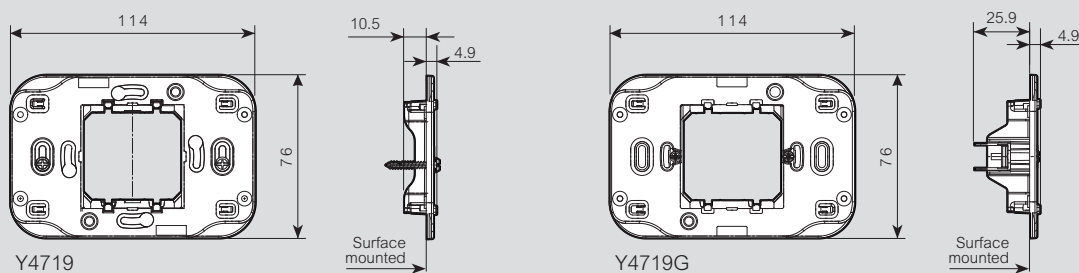
Light Now

dimensiona data - supporting frame

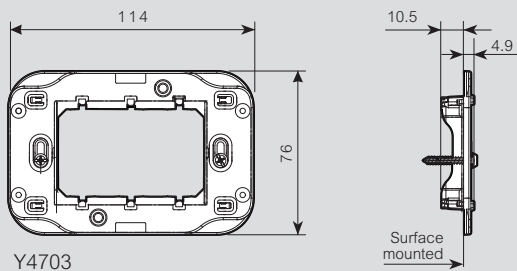
2 modules supporting frame



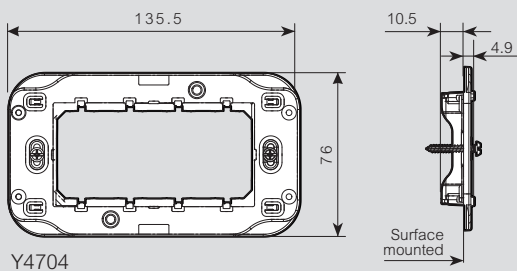
2 modules centred supporting frame



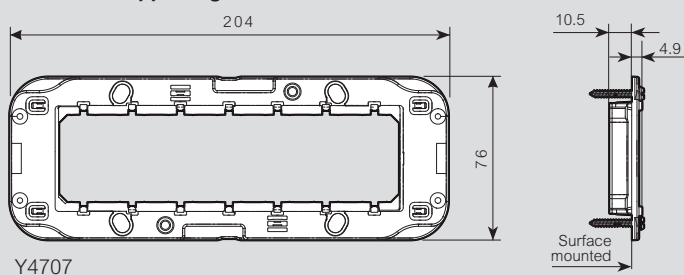
3 modules supporting frame



4 modules supporting frame



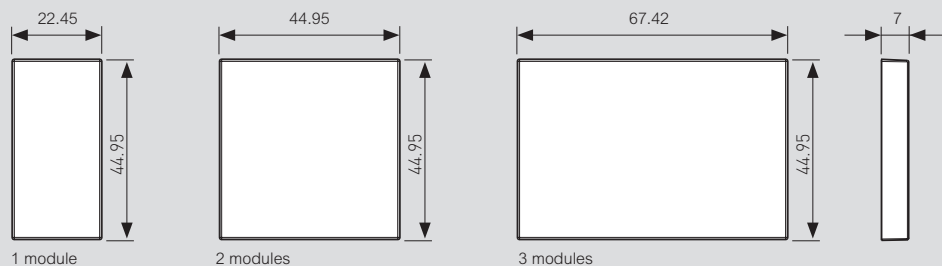
7 modules supporting frame



Light Now

dimensiona data - Modularity, Smarter

Modularity



Smarter

