

# MÀTIX

A Group brand | **legrand**



## CATALOGUE 2018

COMPACT

**bticino**



## Index

3-21		
Catalogue	Basic control devices	4
	Blanking modules	7
	TV sockets	7
	TV accessories, special sockets	8
	Italian standard sockets	8
	German/Italian standard sockets	9
	Different standard sockets	10
	RJ and optic connectors	11
	Audio video connectors	12
	Electronic control	12
	Temperature control	14
	Audible and optical signalling devices	15
	Emergency lamps	16
	Safety devices	17
	Backlighting Led	17
	Gas detectors	18
	Accessories	18
	Hotel offer range	19
	Antimicrobial and antiremoval plates	20
22-34		
Cover plates: colours and installations	Area Italian installation system	22
	Special cover plates	25
	IDROBOX - IDROBOX PLUS	26
	Installation solution for the service sector	29
	INTERLINK installation solutions	30

# BASIC CONTROL DEVICES



AM5001  
AM5003



AM5001L  
AM5003L



AM5011



AM5051N  
AM5055N  
AM5053N



A5011/32



AM5001/2  
AM5003/2



AM5003ES



A5007  
A5007C  
A5007D  
A5007DC

Item	ONE-WAY SWITCHES
<input type="checkbox"/> AM5001 <input type="checkbox"/> A5001	1P 16 AX - 250 Va.c. - lightable with led lamp LN4742V230 - LN4742V127 - LN4742V12
<input type="checkbox"/> AM5001A	as above - with AUTOMATIC CLAMPS
<input type="checkbox"/> AM5001L	1P 16 AX - 250 Va.c. - lightable with led lamp LN4742V230 - LN4742V127 - LN4742V12 - device with backlight clearly visible even in daylight and in well-it
<input type="checkbox"/> AM5001AL	as above - with AUTOMATIC CLAMPS
<input type="checkbox"/> AM5001/2 <input type="checkbox"/> A5001/2	1P 16 AX - 250 Va.c. - 2 modules - lightable with led lamp LN4742V230 - LN4742V127 - LN4742V12
<input type="checkbox"/> AM5001M2A	as above - with AUTOMATIC CLAMPS
<input type="checkbox"/> AM5011 <input type="checkbox"/> A5011	2P 16 AX - 250 Va.c.
<input type="checkbox"/> AM5011L*	2P 16 AX - 250 Va.c. lightable
<input type="checkbox"/> AM5011/32 <input type="checkbox"/> A5011/32	2P 32 A - 250 Va.c.
<input type="checkbox"/> AM5007 <input type="checkbox"/> A5007	2P 16 AX - 250 Va.c. with key - the key can be taken out even in the off position - the keys are different
<input type="checkbox"/> AM5007C* <input type="checkbox"/> A5007C*	2P 16 AX - 250 Va.c. with key - as above - the keys are the same

\* Items managed on demand. To order consult the BTicino sales staff

Item	TWO-WAY SWITCHES
<input type="checkbox"/> AM5003 <input type="checkbox"/> A5003	1P 16 AX - 250 Va.c. - lightable with led lamp LN4742V230 - LN4742V127 - LN4742V12
<input type="checkbox"/> AM5003A	as above - with AUTOMATIC CLAMPS
<input type="checkbox"/> AM5003L	1P 16 AX - 250 Va.c. - lightable with led lamp LN4742V230 - LN4742V127 - LN4742V12 - device with backlight clearly visible even in daylight and in well-it
<input type="checkbox"/> AM5003AL	as above - with AUTOMATIC CLAMPS


Item	TWO-WAY SWITCHES
<input type="checkbox"/> AM5003/2 <input type="checkbox"/> A5003/2	1P 16 AX - 250Va.c. - 2 modules - lightable with led lamp LN4742V230 - LN4742V127 - LN4742V12
<input type="checkbox"/> AM5003M2A	as above - with AUTOMATIC CLAMPS
<input type="checkbox"/> AM5007D <input type="checkbox"/> A5007D	1P 16 AX - 250 Va.c. with key - the key can be taken out even in the off position - the keys are different
<input type="checkbox"/> AM5007DC* <input type="checkbox"/> A5007DC*	1P 16 AX - 250 V a.c. with key - as above - the keys are the same

\* Items managed on demand. To order consult the BTicino sales staff

Item	TWO-WAY ENERGY SAVING SWITCH
<input type="checkbox"/> AM5003ES	Two-way Energy Saving switch with presence detector. It works as a traditional 2 way switch (manual ON, manual OFF) but it will automatically turn off the light if it doesn't detect any presence for 10 minutes. IR detection range, 8 meters, 160° - it is suitable with all type of loads that can be mixed on the same line: - 12-150 W: halogen or resistive loads - 2-150 VA: lamps with electronic or ferromagnetic ballast - 8-30 W (or 650 mA): LEDs or CFLs Particularly suitable for places where a light can stay switched on for a long time such as garage and cellar, children's room, etc. No neutral wiring, 127-230 V, 2 modules.

Item	AXIAL SWITCHES - SCREW & PLATE TERMINAL
<input type="checkbox"/> AM5051N	1-way switch 1P 10 AX - 250 Va.c. - lightable with led lamp (see led page)
<input type="checkbox"/> AM5053N	2-way switch 1P 10 AX - 250 Va.c. - lightable with led lamp (see led page)
<input type="checkbox"/> AM5055N	Pushbutton 1P NO 1P (NO) 10 A - 250 Va.c. - lightable with led lamp (see led page)

## ENERGY SAVING SWITCH



**NOTE:**  
Neutral **NOT** necessary.  
Zero consumption  
when the light is OFF



# BASIC CONTROL DEVICES



AM5012 AM5012/2 AM5052/2



AM5315/34 5331/230



A5124 A5086 2124N



A5315/34

## INTERMEDIATE SWITCHES - CHANGEOVER SWITCHES - PRESETTER - KNOB

<input type="checkbox"/> AM5012 <input type="checkbox"/> A5012		intermediate switch 16 AX - 250 Va.c. - lightable with led lamp LN4742V230 - LN4742V127 - LN4742V12
<input type="checkbox"/> AM5012/2 <input type="checkbox"/> A5012/2		intermediate switch 16 AX - 250 Va.c. - 2 modules lightable with led lamp LN4742V230 - LN4742V127 - LN4742V12
<input type="checkbox"/> AM5052 <input type="checkbox"/> A5052N		changeover switch 1P 16 A - 250 Va.c.
<input type="checkbox"/> AM5052/2 <input type="checkbox"/> A5052/2		changeover switch 1P 16 A - 250 Va.c. - 2 modules
<input type="checkbox"/> AM5124 <input type="checkbox"/> A5124		jack presetter with 2 contacts in closure - 10 A 48 V (for plug item 2124N)
<input type="radio"/> 2124N		jack for items AM/A5124
<input type="checkbox"/> AM5086 <input type="checkbox"/> A5086		selector switch - rotary changeover switch 1P 3 A - 250 Va.c. - 1 way - 4 positions to control air conditioners, fans, etc.

## MONOSTABLE RELAYS

<input type="checkbox"/> AM5332/230 <input type="checkbox"/> A5332/230		monostable relay with NO/NC contact 250 Va.c. 10 A resistive 4 A inductive coil power supply 230 Va.c.
<input type="checkbox"/> AM5332/24		relay as above - power supply 24 Va.c.
<input type="checkbox"/> AM5332/12		relay as above - power supply 12 Va.c.

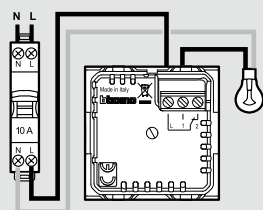
## ELECTRONIC CYCLIC RELAY

Item		
<input type="checkbox"/> AM5315/34 <input type="checkbox"/> A5315/34		cyclic relay 10AX 230 Va.c. 3-4 wires
<input type="radio"/> 5331/230		cyclic relay with two NO contact - two cams: 1st cam cycle: NO/NC/NC/NO 2nd cam cycle: NO/NC/NC/NO - supply voltage: 230 Va.c.

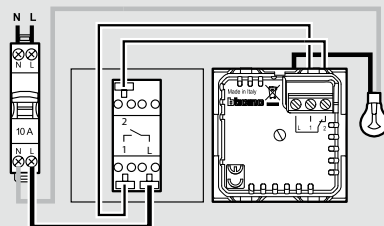
## AUDIO POTENTIOMETER

<input type="checkbox"/> AM5305 <input type="checkbox"/> A5305		audio potentiometer 0-5W 47 Ohm
---	--	---------------------------------

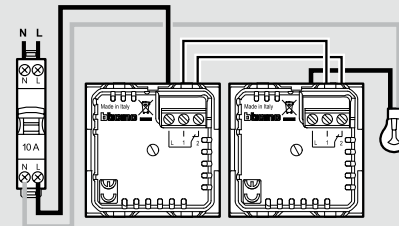
### Two-way energy saving switch



### Two-way switch + Two-way energy saving switch



### 2 Two-way energy saving switches



The IR sensor is activated when the light is switched on from one of the two switches. The two-way energy saving can be installed both near or far from the load and it opens the circuit after 10 minutes with no movement detection.

The IR sensor of the two switches are both activated when the light is switched on. The light will switch off when one of the two switches stays 10 minutes with no movement detection.

# BASIC CONTROL DEVICES




		<b>PUSHBUTTONS</b>
<input type="checkbox"/> AM5005 <input type="checkbox"/> A5005N		1P (NO) 10 A - 250 Va.c. - lightable with led lamp LN4742V230 - LN4742V127 - LN4742V12
<input type="checkbox"/> AM5005A		as above - with AUTOMATIC CLAMPS
<input type="checkbox"/> AM5005L		1P (NO) 10 A - 250 Va.c. - lightable with led lamp LN4742V230 - LN4742V127 - LN4742V12 - device with backlight clearly visible even in daylight and in well-it
<input type="checkbox"/> AM5005AL		as above - with AUTOMATIC CLAMPS
<input type="checkbox"/> AM5005/1 <input type="checkbox"/> A5005/1N		1P (NC) 10 A - 250 Va.c.
<input type="checkbox"/> AM5005/2 <input type="checkbox"/> A5005/2		1P (NO) 10 A - 250 Va.c. - 2 modules - lightable with led lamp LN4742V230 - LN4742V127 - LN4742V12
<input type="checkbox"/> AM5005M2A		as above - with AUTOMATIC CLAMPS
<input type="checkbox"/> AM5055 <input type="checkbox"/> A5055		double 1P (NO) + 1P (NO) 10A - 250Va.c.
<input type="checkbox"/> AM5055/2 <input type="checkbox"/> A5055/2		double 1P (NO) + 1P (NO) 10 A - 250 Va.c. - 2 modules
<input type="checkbox"/> AM5037 <input type="checkbox"/> A5037		double 1P (NO) + 1P (NO) 10A - 250Va.c. interlocked
<input type="checkbox"/> AM5037/2 <input type="checkbox"/> A5037/2		double 1P (NO) + 1P (NO) 10A - 250 Va.c. interlocked - 2 modules

Item	<b>PUSHBUTTONS</b>	
<input type="checkbox"/> AM5005/2A <input type="checkbox"/> A5005/2A		pushbutton 1P (NO) 10A - 250Va.c. "lamp symbol" - 2 modules
<input type="checkbox"/> AM5005M2AA		as above - with AUTOMATIC CLAMPS
<input type="checkbox"/> AM5005/2D <input type="checkbox"/> A5005/2D		pushbutton 1P (NO) 10A - 250Va.c. "bell symbol" - 2 modules
<input type="checkbox"/> AM5005M2AD		as above - with AUTOMATIC CLAMPS
<input type="checkbox"/> AM5006 <input type="checkbox"/> A5006N		1P (NO) 10A - 250Va.c. with cord-pull
<input type="checkbox"/> AM5054 <input type="checkbox"/> A5054		2P (NO) 10A - 250 Va.c.
<input type="checkbox"/> AM5008 <input type="checkbox"/> A5008		pushbutton 1P (NO) + lightable nameplate with Led lamps LN4742V230T, LN4742V127T, LN4742V12T
<input type="checkbox"/> AM5057B <input type="checkbox"/> A5057B		P (NO) 10A - 250 Va.c. + lamp-holder for Led lamps LN4742V230T, LN4742V127T, LN4742V12T - transparent diffuser
<input type="checkbox"/> AM5057R <input type="checkbox"/> A5057R		P (NO) 10A - 250 Va.c. + lamp-holder for Led lamps LN4742V230T, LN4742V127T, LN4742V12T - red diffuser
<input type="checkbox"/> AM5057V <input type="checkbox"/> A5057V		1P (NO) 10A - 250 Va.c. + lamp-holder for Led lamps LN4742V230T, LN4742V127T, LN4742V12T - green diffuser
<input type="checkbox"/> AM5057A <input type="checkbox"/> A5057A		1P (NO) 10A - 250 Va.c. + lamp-holder for Led lamps LN4742V230T, LN4742V127T, LN4742V12T - orange diffuser
<input type="checkbox"/> AM5007P*		pushbutton 2P (NO) 10A - 250 Va.c. with key - the key can be removed only in off position - keys are different from each other.

\* Each device has its own key lock, which is different from the locks of other devices. If several devices with the same key lock are required, contact the BTicino Sales Staff.

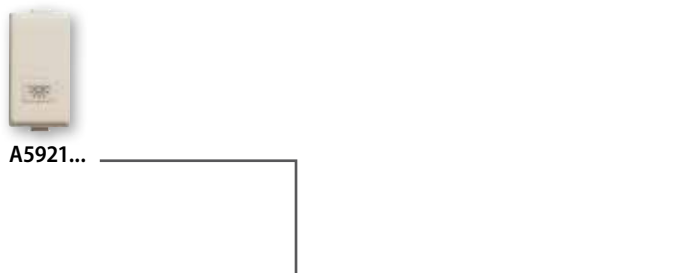
## BLANKING MODULES



Item		BLANKING MODULES AND OUTPUTS
<input type="checkbox"/> AM5000 <input type="checkbox"/> A5000		blanking module key
<input type="checkbox"/> AM5000P/2 <input type="checkbox"/> A5000P/2		blanking module key with knockout - 2 modules
<input type="checkbox"/> AM5009 <input type="checkbox"/> A5009		simple output $\varnothing$ 9.5 mm - 1 module
<input type="checkbox"/> AM5009/2 <input type="checkbox"/> A5009/2		simple output $\varnothing$ 9.5 mm - 2 modules

Item		BLANKING MODULE WITH LIGHTABLE SYMBOL
<input type="checkbox"/> AM5921... <input type="checkbox"/> A5921...		complete the blanking module item code with the symbol reference letter
<input type="checkbox"/> AM5921/2... <input type="checkbox"/> A5921/2...		as above - 2 modules
<input type="checkbox"/> AM5921W <input type="checkbox"/> A5921W		key with white tag

**NOTE:** using as a substitute for 1-way switches 1P, 2 way switches 1P, intermediate switches and pushbuttons 1P



## TV SOCKETS



Item		TV SOCKETS
<input type="checkbox"/> AM5202D <input type="checkbox"/> A5202D		Star coaxial socket for single-user aerial systems, also remote powered and centralised, and single-user / centralised satellite systems with current and signal transfer for channels selection; shielded connection clamps with captive screws - $\varnothing$ 9.5 mm; male connector - 1 module
<input type="checkbox"/> AM5202P14 <input type="checkbox"/> A5202P14		Passthrough coaxial socket, -14dB attenuation, for centralised TV systems, also remote powered, and centralised satellite systems with current and signal transfer for channels selection - shielded connection clamps with captive screws - $\varnothing$ 9.5 mm; male connector - 1 module
<input type="checkbox"/> AM5202P10 <input type="checkbox"/> A5202P10		Terminal coaxial socket, -10dB attenuation, for centralised TV systems, also remote powered, and centralised satellite systems with current and signal transfer for channels selection; shielded connection clamps with captive screws - $\varnothing$ 9.5 mm - male connector - incorporated impedance final adapter 75 $\Omega$ - 1 module
<input type="checkbox"/> AM5202F <input type="checkbox"/> A5202F		Type-F coaxial socket - impedance 75 ohm - screw hook - 1 module
<input type="checkbox"/> AM5214D <input type="checkbox"/> A5214D		Star demixed coaxial socket for single-user aerial systems, also remote powered and shunting centralised, and for single-user/shunting centralised satellite systems with current and signal transfer for channels selection; $\varnothing$ 9.5 mm male TV connector - type F SAT connector - 1 module
<input type="checkbox"/> AM5210M2D <input type="checkbox"/> A5210M2D		Star demixed coaxial socket for single-user aerial systems, also remote powered and shunting centralised, and for single-user/shunting centralised satellite systems with current and signal transfer for channels selection, and for radio systems; $\varnothing$ 9.5 mm male TV connector - type F SAT connector and female radio $\varnothing$ 9.5 mm - 2 modules
<input type="checkbox"/> A4211M2C		Double coaxial shunted socket for TV and FM- LMC reception - $\varnothing$ 9.5 mm - Belgium (Telenet operator)


Item		TV JACKS FEMALE CONNECTOR
<input type="checkbox"/> AM9152D		shunted coax jack for single-user antenna systems, also remote supplied and centralised and systems via single-user satellite and centralised with feed-through and signal current to select channels - shielded connection terminals with unlosable screws - $\varnothing$ 9.5 mm - female connector - 1 module
<input type="checkbox"/> AM9162P		pass-through coax jack - as above, single-user excluded $\varnothing$ 9.5 mm - female connector - 1 module

# TV ACCESSORIES SPECIAL SOCKETS



Item		<b>TERMINAL RESISTANCE FOR TV JACKS</b>
○ 75RTN		terminal resistance to close 75Ω impedance lines in collective antenna systems with cascade connection - to be added to the last feed-through socket in each riser (terminal socket in feed-through systems) or at the output of the last distribution block (in shunted systems)
<b>FRONT COVERS FOR TV JACKS</b>		
□ AM5164/2 □ A5164/2		front cover for TV-R jacks
□ AM5163/3 □ A5163/3		front cover for TV-R-SAT jacks
<b>SPECIAL SOCKETS</b>		
□ AM5020 □ A5020N		special polarised 2P socket irreversible max 24 Vd.c. - for plug 2020
□ AM5120 □ A5120		mignon 2P socket - holes Ø 3 mm - centre distance 13 mm - for auxiliary circuits and similar 6A 24V SELV - terminal connection
<b>USB CHARGER</b>		
□ AM5285C1 □ A5285C1		5 Vdc USB charger to be used only for recharging electronic devices up to 1100 mA like mobile phones, smartphones, tablets and similar - 110-230 Va.c. 50÷60 Hz power supply
□ AM5285C2 □ A5285C2		5 Vdc USB charger for quick charge of one single electronic device (mobile phones, smartphones, tablets or similar) up to 2400 mA or simultaneous charging of two devices up to 1200 mA - 110÷230 Va.c. 50÷60 Hz power supply

# ITALIAN STANDARD SOCKETS

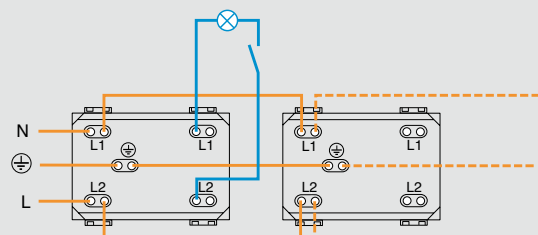


Item		<b>ITALIAN STANDARD SOCKETS</b>
□ AM5113 □ A5113		socket 2P+E 10 A 250 Va.c. - centre distance 19 mm shielded holes Ø 4 mm
□ AM5180 □ A5180		socket 2P+E 10A and 16 A 250 Va.c. - centre distance 19 mm und 26 mm shielded holes
○ A5180R*		socket as above, red
○ A5180A*		socket as above, orange
○ A5180V*		socket as above, green
□ AM5100 □ A5100		safety socket 2P+E 10 A 250 Va.c. irreversible for plug item 2200NA or 2200NN

\* To order consult the BTicino sales staff.

<b>ITALIAN STANDARD DUPLEX AND TRIPLEX SOCKETS</b>		
□ AM5180/2 □ A5180/2		duplex socket - 2 sockets in parallel 2P + E 10 A and 16 A 250 Va.c. - centre distance 19 mm and 26 mm - 2P extra (phase-neutral) available for junctions
□ AM5180/3 □ A5180/3		triplex socket - 3 sockets in parallel 2P + E 10 A and 16A 250 Va.c. - centre distance 19 mm and 26 mm - 2P extra (phase-neutral) available for junctions

## WIRING DIAGRAM TRIPLEX SOCKETS



### LEGEND

● auxiliary terminals for small junctions    ● patching for feed-through line

# GERMAN/ITALIAN STANDARD SOCKETS



Item	ITALIAN AND GERMAN STANDARD SOCKETS	
<input type="checkbox"/> AM5440/3 <input type="checkbox"/> A5440/3		socket 2P+E 10/16A with side contacts and central earthing-contact
<input type="radio"/> A5440/3R		socket as above, red
<input type="checkbox"/> AM5440/16 <input type="checkbox"/> A5440/16		socket 2P+E 10A and 16A 250 Va.c. 19 mm and 26 mm center distance, 2-center socket configuration protected socket contacts; earth side contacts for German standard plugs; suitable for Italian standard plugs 2P and 2P+E 10/16A, German standard plugs 2P+E 16A
<input type="radio"/> A5440/16R*		socket as above, red
<input type="radio"/> A5440X16A*		socket as above, orange
<input type="radio"/> A5440X16V*		socket as above, green

\* Items managed on demand. To order consult the BTicino staff

Item	DUPLEX ITALIAN AND GERMAN SOCKETS	
<input type="checkbox"/> AM5451/2		socket 2P+E 10 A and 16 A 250 Va.c. - centre distance 19 mm and 26 mm in dual-centre configuration - protected socket contacts; side earth contacts for German standard plugs; suitable for: Italian standard plugs 2P and 2P+E 10A and 16A, German standard plugs 2P+E16A - 2P extra (phase-neutral) available for junctions
<input type="radio"/> A5451/2R		socket as above, red

Item	GERMAN STANDARD SOCKETS	
<input type="checkbox"/> AM5440/2 <input type="checkbox"/> A5440/2N		socket 2P+E 10/16A 250V -type earth side contacts - shielded socket contacts
<input type="radio"/> A5440/2NR*		socket as above, red
<input type="radio"/> A5440X2A*		socket as above, orange
<input type="radio"/> A5440X2V*		socket as above, green
<input type="checkbox"/> AM5440MA <input type="checkbox"/> A5440MA		socket 2P+E 10/16A 250V a.c. with automatic terminals - 2 modules with frame
<input type="checkbox"/> AM5440/2P		socket as above with cover

\* Items managed on demand. To order consult the BTicino staff

Item	DUPLEX AND TRIPLEX GERMAN STANDARD SOCKETS	
<input type="checkbox"/> AM5450/2		socket 2P+E 10/16 A - type earth side contacts - shielded socket contacts - in dual-centre configuration
<input type="radio"/> A5450/2R		socket as above, red
<input type="checkbox"/> AM5450/3		socket 2P+E 10/16 A - type earth side contacts - shielded socket contacts - in triplex-centre configuration
<input type="radio"/> A5450/3R		socket as above, red



# DIFFERENT STANDARD SOCKETS



Item	FRENCH STANDARD SOCKETS	
<input type="checkbox"/> AM5430A <input type="checkbox"/> A5430A		socket 2P+E 10/16 A 250 Va.c. - shielded holes - 2 modules - with automatic terminals

Item	BRITISH STANDARD SOCKETS	
<input type="checkbox"/> AM5150 <input type="checkbox"/> A5150		socket 2P+T 13 A conform to BS1363

EURO-AMERICAN STANDARD SOCKETS		
<input type="checkbox"/> AM5025R <input type="checkbox"/> A5025R		socket 2P 16 A 127/250 Va.c. - shielded holes
<input type="checkbox"/> AM5025S <input type="checkbox"/> AM5025SM		socket 2P 16 A 127/250 Va.c. - unshielded holes
<input type="checkbox"/> AM5025T		universal socket 2P+E 16 A 127/250 Va.c. - shielded holes - 2 modules
<input type="checkbox"/> AM5025D		duplex socket 2P 16 a 127/250 Va.c. - shielded holes - in dual-centre configuration
<input type="radio"/> AM5025DR		socket as above, red

ISRAELI STANDARD SOCKET		
<input type="checkbox"/> AM5183 <input type="checkbox"/> A5183		socket 2P+E 10/16 A 250 Va.c. - lightable with LED lamp item 11256
<input type="radio"/> AM5183/RED		socket as above, red

EGYPTIAN STANDARD SOCKET		
<input type="checkbox"/> AM5022ET <input type="checkbox"/> A5022ET		socket 2P+10 A 250 Va.c. - contact tube Ø 4-48 - distance 19 mm

AMERICAN STANDARD SOCKETS		
<input type="checkbox"/> AM5115S		socket 2P 15 A 127/250 Va.c. - unshielded holes
<input type="checkbox"/> AM5115T <input type="checkbox"/> A5115T		2 modules - socket 2P+E 15 A 127/250 Va.c. - shielded holes
<input type="checkbox"/> AM5115DS <input type="checkbox"/> AM5115DSM		universal duplex socket 2P+E 16 A 127/250 Va.c. - unshielded holes - 3 modules
<input type="radio"/> AM5115DR		socket as above, red
<input type="checkbox"/> AM5115D <input type="checkbox"/> A5115D		universal duplex socket 2P+E 16 A 127/250 Va.c. - shielded holes - 3 modules
<input type="checkbox"/> AM5028TS <input type="checkbox"/> AM5028TSM		socket 2P+E 15 A 127/250 Va.c. - unshielded holes
<input type="checkbox"/> AM5028T <input type="checkbox"/> A5028T		socket 2P+E 15 A 127/250 Va.c. - shielded holes
<input type="checkbox"/> AM5038		socket 2P 15 A 127/250 Va.c. - TANDEM shielded holes

MULTISTANDARD SOCKET		
<input type="checkbox"/> AM5039 <input type="checkbox"/> A5039		socket 2P+E 5/6/10/13 A 250 Va.c. and 127 Va.c. multistandard - 5 A and 13 A = BS std., 6 A = Indian std., 10 A = European std.

# RJ AND OPTIC CONNECTORS



AM5958/11N    AM5982    AM5959/12



A5957/12    A5238



AM5979C5E    AM5962C5S    AM5962C6    AM5951SC  
AM5979C6    AM5962C6S    AM5962C5E



AM5951ST    AM5951LC    A5974AT5  
A5974AT6

Item	RJ11 - RJ12 CONNECTORS		
	Type of connector	No. of pairs	Type of connection
<input type="checkbox"/> AM5958/11N <input type="checkbox"/> A5958/11N	RJ11	2	K10
<input type="checkbox"/> AM5982 <input type="checkbox"/> A5982	RJ11	2	A terminal
<input type="checkbox"/> AM5959/12 <input type="checkbox"/> A5959/12	RJ12	2	K10 (2 modules)
TELEPHONE SOCKET			
<input type="checkbox"/> AM5238 <input type="checkbox"/> A5238	telephone socket - ISRAELI standard		
FIBER OPTIC CONNECTORS			
<input type="checkbox"/> AM5951ST*	coupling connector for fiber optic cable - ST termination - duplex		
<input type="checkbox"/> AM5951SC*	coupling connector for fiber optic cable - SC termination - duplex		
<input type="checkbox"/> AM5951LC*	coupling connector for fiber optic cable - LC termination - duplex		

\* Items managed on demand. To order consult the BTicino staff

Item	RJ45 CONNECTORS		
	Type of connector	Cat.	Type of connection
<input type="checkbox"/> AM5979C5E <input type="checkbox"/> A5979C5E	RJ45	5E UTP	TOOLESS
<input type="checkbox"/> AM5979C6 <input type="checkbox"/> A5979C6	RJ45	6 UTP	TOOLESS
<input type="checkbox"/> AM5979C6S <input type="checkbox"/> A5979C6S	RJ45	6 STP	TOOLESS
<input type="checkbox"/> AM5979C5F	RJ45	5E FTP	TOOLESS
<input type="checkbox"/> AM5979C6F	RJ45	6 FTP	TOOLESS
<input type="checkbox"/> AM5979C6A	RJ45	6 STP	TOOLESS
<input type="checkbox"/> AM5962C5E	RJ45	5E UTP	TOOLESS
<input type="checkbox"/> AM5962C6	RJ45	6 UTP	110
<input type="checkbox"/> AM5962C6S	RJ45	6 FTP	110
<input type="checkbox"/> AM5974AT5 <input type="checkbox"/> A5974AT5	RJ45	5E UTP	110
<input type="checkbox"/> AM5974AT6 <input type="checkbox"/> A5974AT6	RJ45	6 UTP	110

## AUDIO VIDEO CONNECTORS



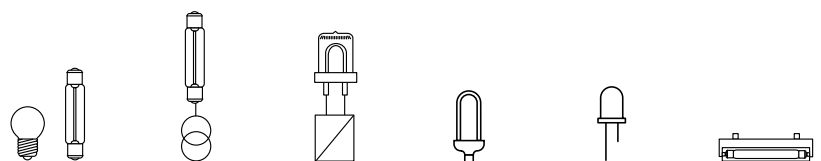
Item		AUDIO VIDEO CONNECTORS
<input type="checkbox"/> AM4280		connector - jack 3.5
<input type="checkbox"/> AM4281 <input type="checkbox"/> A4281		connector - RCA x 2
<input type="checkbox"/> AM4269R		connector - RCA x 2 - to solder
<input type="checkbox"/> AM4282 <input type="checkbox"/> A4282		connector - HD15
<input type="checkbox"/> AM4283 <input type="checkbox"/> A4283		RCA x 3 connector
<input type="checkbox"/> AM4284 <input type="checkbox"/> A4284		HDMI connector
<input type="checkbox"/> AM4285 <input type="checkbox"/> A4285		USB connector

## ELECTRONIC CONTROL



Item		DIMMER
<input type="checkbox"/> AM5702 <input type="checkbox"/> A5702		rotary dimmer - built-in two way switch - MOS-FET tech. - built-in fuse 60-500 W 230 Va.c.
<input type="checkbox"/> AM5706		rotary dimmer 100 - 500 W 230 Va.c.
<input type="checkbox"/> AM4406 <input type="checkbox"/> A4406C		rotary dimmer 50 - 300 W 127 Va.c./50-600 W 230 Va.c.
<input type="checkbox"/> AM5704		touch dimmer 50 - 500 W 127 Va.c./50 - 1000 W 230 Va.c.
<input type="checkbox"/> AM5710		touch dimmer output 0 - 10 V with electronic protection - 2 modules
<input type="checkbox"/> AM5713 <input type="checkbox"/> A5713		universal dimmer (resistive - inductive, capacitive, fluorescent compact and dimmer LEDs) - 150/200/400 W with electronic protection - 2 modules

**NOTE:** to choose the dimmer according to the technical features, see the table below



Loads managed									
Item	Type	Range (Va.c.)	Supply std	Incandescents and halogens	Halogens with ferromagnetic transormer	Halogens with electronic transformer	Dimmerable compact fluorescents	Dimmerable LED lamps	Fluorescents with 0÷10 V ballast
AM5702 A5702	Resistive	230 50	230 Va.c.	60 ÷ 500 W					
AM5706	Resistive	230 50 ÷ 60	230 Va.c.	100 ÷ 500 W					
AM4406 A4406C	Resistive	100 ÷ 240 50 ÷ 60	230 Va.c. 127 Va.c.	50 ÷ 300 W 50 ÷ 600 W					
AM5704	Resistive Inductive	100 ÷ 230 50 ÷ 60	230 Va.c. 127 Va.c.	50 ÷ 450 W 50 ÷ 800 W	50 ÷ 300 W 50 ÷ 500 W				
AM5710	0 - 10 V	100 ÷ 240 50 ÷ 60	240 Va.c. 100 Va.c.						20 ÷ 300 VA 40 ÷ 600 VA
AM5713	Universal	100 ÷ 240 50 ÷ 60	240 Va.c. 100 Va.c.	3 ÷ 200 W 3 ÷ 400 W	3 ÷ 200 VA 3 ÷ 400 VA	3 ÷ 200 VA 3 ÷ 400 VA	3 ÷ 75 W 3 ÷ 150 W	3 ÷ 75 W 3 ÷ 150 W	



# ELECTRONIC CONTROL



AM5751N AM5752



A5155



AM5433 AM5434

Item		<b>PASSIVE INFRARED SWITCHES</b>
<input type="checkbox"/> AM5751N <input type="checkbox"/> A5751N		switch with passive infrared ray movement sensor - zero crossing - variable threshold twilight circuit with possibility of exclusion - timing circuit to delay switching off which can be adjusted from 30 seconds to 10 minutes - out put relay 2 A resistive/ inductive - 230 Va.c. power supply - 50 and 60 Hz
<input type="checkbox"/> AM5752 <input type="checkbox"/> A5752		switch with passive infrared ray movement sensor - variable threshold twilight circuit with possibility of exclusion - timing circuit to delay switching off which can be adjusted from 30 seconds to 10 minutes which can also be activated by external pushbuttons - relay output 6 A resistive/2 A inductive - with 0-A-I selector switch - for resistive loads up to 200W max - 230 Va.c. power supply - 2 modules - 50 and 60 Hz
<b>TIMER</b>		
<input type="checkbox"/> AM5155 <input type="checkbox"/> A5155		electronic timer with adjustment 1 to 12 minutes - remote control with pushbuttons - 230 Va.c. power supply - output contact 10A X 250 Va.c.

Item		<b>GREEN SWITCH AND IR SENSOR</b>
<input type="checkbox"/> AM5433		Green Switch: switch with movement sensor, through a combination of passive infrared rays and ultrasounds, and brightness sensor. Manual switching on of the light using the front pushbutton, and automatic switching off based on brightness levels and movement. Switch off delay and brightness sensor threshold adjustable using the one/two-way (BMS04003) remote control, 230 Va.c. power supply.- 2.5 A relay output - 2 modules
<input type="checkbox"/> AM5434		Green Switch: switch with passive infrared movement sensor - brightness sensor with adjustable threshold and adjustable switch off delay time - manual switching on of the light using the front pushbutton, and automatic switching off based on brightness levels and movement - 2.5 A resistive/inductive relay output - 230 Va.c. power supply - 2 modules
<input type="radio"/> BMS04003		one-way IR remote control for the selection of the AM5433, AM5434 sensor parameters.

### GREEN SWITCH - FEATURES

	AM5433	AM5434
	100-240 V-	
	50/60 Hz	
	2 x 2.5 mm <sup>2</sup>	
NEUTRAL CONNECTION	YES	NO
	(-5) - (+45) °C	
	300 lux	
	15 minutes	
	2000 W - 230 V- - 8.5 A	40-400 W 0.2-1.7 A 230 V-
	1000 VA - 230 V- - 4.3 A	40-400 VA 0.2-1.7 A 230 V-
	10x (2x36 W) - 230 V- - 4.3 A	
	500 VA - 230 V- - 2.1 A	
	1000 VA - 230 V- - 4.3 A	
	500 VA - 230 V- - 2.1 A	

# TEMPERATURE CONTROL



AM5711  
AM5712

AM5721

F462



A5711

N4450

3457



X8000

X8000W

Item		<b>THERMOSTATS AND TIMER THERMOSTAT</b>
<input type="checkbox"/> AM5711 <input type="checkbox"/> A5711		electronic room thermostat – relay output with 1 contact in switching 2 A 250 Va.c. - 230 Va.c. power supply – 50 and 60 Hz
<input type="checkbox"/> AM5712		electronic room thermostat with built-in "summer/winter" changeover switch - relay output with C-NO 2 A 250 Va.c. contact - 230 Va.c. power supply - 50 and 60 Hz
<input type="checkbox"/> AM5721		daily/weekly electronic timer thermostat for heating and conditioning systems - backlit display- power supply with battery 2x1.5 V - control possibility by a remote teleactivation and connection with an external temperature sensor - output contact in exchange 1 A - 3 modules
<b>POLYX CLIMA</b>		
<input type="checkbox"/> N4450		wall-mounting Daily/weekly electronic timer thermostat for heating and conditioning systems - liquid crystal display - power supply with battery 2x1.5 V - output contact in exchange 1A cosφ 0.5 - possibility of connection to a temperature external sensor - Not modular devices for wall-mounting installation
<b>ACCESSORIES FOR POLYX CLIMA</b>		
<input type="radio"/> F462		GSM telephonic actuator - 4 DIN modules
<input type="radio"/> 3457		external probe

Articolo	<b>CONNECTED THERMOSTAT</b>
<input type="radio"/> X8000	<p>the Smarther connected thermostat, together with the dedicated Thermostat App, is a device which allows you to adjust and monitor the temperature in the rooms precisely and accurately; all the programming and most of the functions are performed simply and intuitively using the App. Thanks to its Wi-Fi connection, Smarther can be programmed and controlled remotely; it can also display the temperature and humidity measured in the room.</p> <p>The temperature level can be set locally for manual operation and the Boost mode can be activated. The Boost forces the switching on of the system for a limited time (30, 60 or 90 minutes) independent of the measured and programmed temperature.</p> <ul style="list-style-type: none"> <li>- 110 ÷ 240 Vac , 50/60 Hz power supply;</li> <li>- 2 W max absorption;</li> <li>- Maximum cable section 1 x 1.5 mm<sup>2</sup>;</li> <li>- Operating temperature 5 ÷ 40 °C;</li> <li>- Temperature set-point 5 °C ÷ 40 °C;</li> <li>- Increase of 0.5°C;</li> <li>- 1-contact output in switching free of 5(2)A potential.</li> <li>- Type of activation 1BU</li> <li>- Pollution level 2</li> <li>- Rated pulse voltage 4 kV</li> <li>- Wireless device in compliance with 802.11b/g/n standard, frequency 2.4 – 2.4835 GHz, transmission power &lt; 20 dBm. WPA/WPA2 safety protocol.</li> <li>Types of installation: flush mounted</li> </ul>
<input type="radio"/> X8000W	<p>Features: X8000.</p> <p>Installation: on the wall, using screws and dowels suitable for the installation surface (brickwork, plasterboard, tiles etc.).</p>



App for Smarther thermostat



## AUDIBLE AND OPTICAL SIGNALLING DEVICES



AM5031 AM5041 AM5060B AM5062B AM5060V



A5045N A5048N A5060B A5060A A5060R

Item		<b>BUZZERS AND BELLS</b>
<input type="checkbox"/> AM5031 <input type="checkbox"/> A5031N		bronze bell 12 Va.c. - 5 VA - 80 dB
<input type="checkbox"/> AM5041 <input type="checkbox"/> A5041N		bronze bell 230 Va.c. - 11 VA - 80 dB
<input type="checkbox"/> AM5045 <input type="checkbox"/> A5045N		buzzer 12 Va.c. - 5VA - 74 dB
<input type="checkbox"/> AM5048 <input type="checkbox"/> A5048N		buzzer 230 Va.c. - 10VA - 75 dB

		<b>ELECTRONIC BUZZER AND BELL</b>
<input type="checkbox"/> AM5755/12		electronic bell - 3 different rings - with front volume adjustment - power supply 12 Va.c./d.c. - 2 modules
<input type="checkbox"/> AM5045EL		electronic buzzer 12 Va.c.

		<b>LAMP-HOLDER</b>
<input type="checkbox"/> AM5062B <input type="checkbox"/> A5062B		double lamp-holder with 2 diffusers: 1 orange + 1 clear - for lamps item LN4742V230T - LN4742V127T - LN4742V12T
<input type="checkbox"/> AM5064V <input type="checkbox"/> A5064V		double lamp-holder with 2 diffusers: 1 red + 1 green - for lamps item LN4742V230T - LN4742V127T - LN4742V12T
<input type="checkbox"/> AM5060A <input type="checkbox"/> A5060A		lamp-holder with orange diffuser - for lamps item LN4742V230T - LN4742V127T - LN4742V12T
<input type="checkbox"/> AM5060R <input type="checkbox"/> A5060R		lamp-holder with red diffuser - for lamps item LN4742V230T - LN4742V127T - LN4742V12T
<input type="checkbox"/> AM5060B <input type="checkbox"/> A5060B		lamp-holder with clear diffuser - for lamps item LN4742V230T - LN4742V127T - LN4742V12T
<input type="checkbox"/> AM5060V <input type="checkbox"/> A5060V		lamp-holder with green diffuser - for lamps item LN4742V230T - LN4742V127T - LN4742V12T

## OPTICAL SIGNALLING DEVICES



A5386/12B A5386/24B A5386/230B A5630V12V24  
A5386/12R A5386/24R A5386/230R A5630/230  
A5386/12V A5386/24V A5386/230V



A5631V12V24 A5631/230  
A5625V12V24 A5625/230

Item		<b>PLATES FOR OUTSIDE-DOOR SIGNALLING</b>
<input type="radio"/> A5386/12B <input type="radio"/> A5386/12V <input type="radio"/> A5386/12R		power supply 1 V - red, green, white colour LED supplied - 0.6 W
<input type="radio"/> A5386/24B <input type="radio"/> A5386/24V <input type="radio"/> A5386/24R		power supply 24 V - red, green, white colour LED supplied - 0.6 W
<input type="radio"/> A5386/230B <input type="radio"/> A5386/230V <input type="radio"/> A5386/230R		power supply 230 V - red, green, white colour LED supplied - 0.6 W

**NOTE:** all the models should be installed between 160 and 205 cm above the ground. When the installation is complete the device protrudes 52 mm from the wall.

		<b>STEP MARKER LAMP</b>
<input type="radio"/> A5630V12V24		step marker lamp with white light LED - 12/24 Va.c. - ON OFF switch
<input type="radio"/> A5630/230		step marker lamp with white light LED - 230 Va.c. - ON OFF switch
<input type="radio"/> A5631V12V24		step marker lamp with white light LED - 12/24 Va.c.
<input type="radio"/> A5631/230		step marker lamp with white light LED - 230 Va.c.

		<b>SIGNALLING LAMPS</b>
<input type="radio"/> A5625V12V24		signalling lamp with high luminous efficiency white light LED - 12/24 Va.c.
<input type="radio"/> A5625/230		signalling lamp with high luminous efficiency white light LED - 230 Va.c.

## EMERGENCY LAMPS



A5780N



4380NB



A5774/1  
A5774/3



L4784/1  
L4784/3



L4786/1  
L4786/3

Articolo

### REMOVABLE LED LAMP

○ A5780N		It automatically turns on in case of power failure. Push&Pull extracting system - high efficiency white LED - ON/OFF switch and SPOT button to increase light intensity if needed - interchangeable Ni-MH batteries with 2h duration - low consumption in stand-by 0,4W - 127/230V power supply. Recharging base, 2 modules.
○ 4380NB		spare battery for rechargeable torch art. A5780N

### EMERGENCY LAMPS

○ A5774/1		emergency lamp which automatically switches on when there is a power failure - voltage ON signalling LED - local disabling pushbutton - can be excluded remotely by means of a switch - rechargeable replacement nickel-cadmium battery - autonomy 1 hours - 230 Va.c. power supply - lamp power 1 W - 4 modules
○ A5776/1		emergency lamp as above - 1 hour autonomy lamp power 1.3 W - 6 modules
○ L4784/1		spare battery for lamp item A5774/1
○ L4786/1		spare battery for lamp item A5776/1
○ A5781		emergency LED lamp which automatically switches on when there is a power failure - 230 Va.c. 50/60 HZ - consumption 2,5 VA (0,1W) - rechargeable not replacement battery 3,6 V 140 mA - autonomy 2 hours - Maximum cable section 1 x 1.5 mm <sup>2</sup> - Light intensity 2400 mcd - emission angle 120 ° - not removable - 1 module

## SAFETY DEVICES



AM5206S  
AM5210S  
AM5216S



AM5130



AM5114



A5088



A5471



A5246S  
A5250S  
A5256S

Item

### AUTOMATIC THERMAL-MAGNETIC CIRCUIT BREAKERS

□ AM5206S □ A5206S		automatic thermal-magnetic circuit breakers 1P+N 6 A 230 Va.c.- contacts open or closed indicator - breaking power 1500 A 230 Va.c.
□ AM5210S □ A5210S		circuit breaker as above 10 A - breaking power 3000 A 230 Va.c.
□ AM5216S □ A5216S		circuit breaker as above 16 A - breaking power 3000 A 230 Va.c.

### AUTOMATIC EARTH-LEAKAGE CIRCUIT BREAKERS 230 Va.c.

□ AM5246S □ A5246S		Salvavita - two-pole automatic thermal-magnetic circuit with one protected l.n 10 mA - 6 A 230 Va.c. - contacts open or closed indicator - test pushbutton - breaking power 1500 A 230 Va.c. - 2 modules
□ AM5250S □ A5250S		Salvavita as above - 10 A - breaking power 3000 A 230 Va.c.
□ AM5256S □ A5256S		Salvavita as above - 16 A - breaking power 3000A 230 Va.c.

### INTERLOCKED SOCKETS

2P+E socket with shielded pins - degree of protection 2.1 - interlocked with automatic thermal-magnetic circuit breaker 1P + N - 2 modules			
	In	Vn	Breaking power
□ AM5114		10A	230 Va.c. 3000 A - 230 Va.c.
□ AM5130		16A	230 Va.c. 3000 A - 230 Va.c.

## SAFETY DEVICES



AM5088



A5471

Item		FUSE-CARRIERS AND FUSES
<input type="checkbox"/> AM5088 <input type="checkbox"/> A5088		fuse-carrier for 5 x 20 and 6.3 x 32 fuse - max. 13 A 250 Va.c.
<input type="checkbox"/> AM5089 <input type="checkbox"/> A5089		fuse-carrier for 16 A fuse

		SURGE ARRESTERS
<input type="checkbox"/> AM5471 <input type="checkbox"/> A5471		1P surge arrester to be coupled with the user power supply socket - rated discharge current $I_n = 1$ kA - maximum current $I_{max} = 2$ ka - max protection voltage $U_p = 1$ kV - rated voltage $U_n = 110-230$ Va.c. - max permanent voltage $U_c = 250$ Va.c.

	CARTRIDGE FUSES
T/...	4-6-10-16-20 A - 400 V - breaking capacity 50 KA ceramic body - $\varnothing$ 8.5x31.5 mm
T1/...	4-6-10 -16-20-25 A - 400 V - breaking capacity 50 KA ceramic body - $\varnothing$ 9x36 mm
TO/...	2-4-6-10-16A - 250V - breaking capacity 1.5KA ceramic body for home series devices - $\varnothing$ 6x28 mm

To be used with AM5089 fuse carrier

**NOTE:** specify in the order the desired rated current

## BACKLIGHTING LED



LN4742V230



H4743/230B

### LEDs FOR CONTROLS AND PILOT LIGHTS

LED colour		230 Va.c.	127 Va.c.	12 - 24 Va.c.
Amber	○	LN4742V230	LN4742V127	LN4742V12
Green	○	LN4742V230V	LN4742V127V	LN4742V12V
White	○	LN4742V230T*	LN4742V127T*	LN4742V12T*

\* and for BS devices

### LED LAMP FOR BACKLIGHT

LED colour		230 Va.c.	127 Va.c.	12 - 24 Va.c.
Blue	○	H4743/230B	H4743/127B	H4743/12B
Amber	○	LN4743/230A	LN4743/127A	LN4743/12A
Green	○	LN4743/230V	LN4743/127V	LN4743/12V
White	○	LN4743/230T	LN4743/127T	LN4743/12T

### LED USING FOR BACKLIGHTING

For devices - items	LN4742V230	LN4742V230T	H4743/230B
	LN4742V127	LN4742V127T	H4743/127B
	LN4742V12	LN4742V12T	H4743/12B
	LN4742V230V		LN4743/230A
	LN4742V127V		LN4743/127A
	LN4742V12V		LN4743/12A
			LN4743/230V
			LN4743/127V
			LN4743/12V
			LN4743/230T
			LN4743/127T
			LN4743/12T

AM5001, AM5001/2, AM5003, AM5003/2 AM5005, AM5005/2, AM5001L, AM5003L, AM5005L	■		
AM5012, AM5012/2	■		
AM5057B, AM5057R, AM5057V, AM5057A		■	
AM5008		■	
AM5060A, AM5060B, AM5060R, AM5060V		■	
AM5062B, AM5064V		■	
AM5051N, AM5053N, AM5055N			■

**Note:** list for MATIX white colour devices and relative ivory colour devices (item code A...)



# GAS DETECTORS

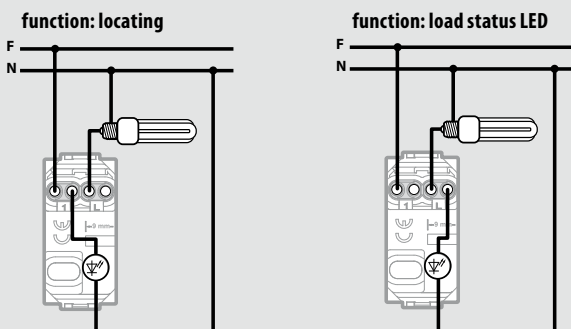


Item	GAS DETECTORS	
□ AM5731/12		METHANE gas detector with optical and audible 85 dB alarm signal - internal self-diagnosis - set up for signal repeater control - power supply 12 Va.c./d.c. - 2 modules
□ AM5732/12		detector as above for GPL gas
SIGNAL REPEATER		
□ AM5730		signal repeater for gas detectors - optical/audible signalling - relay output with 1 contact in switching 6 A resistive 2 A inductive - 2 modules
TRANSFORMERS		
□ AM5734		safety transformer - input 230 Va.c. - 50/60 Hz - output 12 Va.c. - power 4 VA - 2 modules
○ F91/12E		DIN safety transformer - input 230 Va.c. - 50/60 Hz - output 12 Va.c. - power 6 VA - enclosure for DIN rail - 3 modules
SOLENOID VALVE		
○ L4525/12NO		normally open gas solenoid valve - manual reset - power supply 12V 50 Hz - absorbed power 3 VA - absorption at rest zero - max pression 500 mbar - degree of protection IP 65 - operating temperature - 15 to +60 °C - threaded couplings 3/4" and reduction supplied 1/2"

## CONTROL BACKLIGHTING LED CONNECTION

Note for the connection of 230 V.a.c. (or 127 Va.c.) LEDs for the backlighting of control devices: when LEDs are fitted to help locate the control itself, it must be taken into account that energy saving and fluorescent lamps do not allow in series connection of the LED on the load. It is therefore necessary to also take a neutral conductor near the control, so that the LED may be connected directly between phase and neutral, and will always be on.

## EXAMPLES OF LED CONNECTION ON A SWITCH



# ACCESSORIES



Item	BOX AND ACCESSORIES	
○ 503CG		protective cover which can be used during wall finishing work
○ 503EC		finishing cover for closing – can be dyed - for item 503E
○ 504EC		finishing cover as above for item 504E
○ 506EC		finishing cover as above for item 506E
○ 503EV		internal resin separator - vertical
○ 506EV		internal resin separator for item 506E- horizontal
○ 503ED		horizontal and vertical coupler
○ 503DE		internal resin divider for boxes item 504E
○ 503SAP		protection sheath for 3 module frame can be used during finishing plastering works
○ 500/02		pair of 30 mm screws for the installation of the frames on boxes fitted below the wall plaster line

## ACCESSORY FOR HOLLOW MILLING CUTTER

○ PBD68		disk-type cutter for the installation of boxes in plasterboard
---------	--	--

## BOX EXTENSION - FOR ITALIAN STANDARD

○ 503ESE		adapter, for increasing the depth of 503E flush mounted boxes
○ 504ESE		adapter, for increasing the depth of 504E flush mounted boxes
○ 506LSE		adapter, for increasing the depth of 506L flush mounted boxes
○ 506ESE		adapter, for increasing the depth of 506E flush mounted boxes

These adapters may be used when installing the box. They make wiring easier in case of several cables inside the same box, or for particularly deep devices.

## HOTEL OFFER RANGE

This page lists the devices specifically intended for hotel room services. The BTicino hotel room offer range, and in more general terms for the hotel sector, includes however many more devices that are also used in other sectors, and are therefore listed in various sections throughout this catalogue.

Some of them are, for example:

- comfort devices = light, curtain, and scenario controls with dedicated symbols.
- Also, thermostats, and temperature probes with knobs
- audio and video devices = connectors for every need, and sound signalling devices
- safety devices = step lights, and emergency lamps



Item		<b>BADGE-HOLDER POCKET</b>
<input type="checkbox"/> AM5765 <input type="checkbox"/> A5765		badge-holder pocket with switch to switch ON lights and devices in hotel rooms - slot light with built-in lamp - switch-off delay - max. load 30 VA 230 Vac - 3 modules - white
<input type="checkbox"/> AM5765/2 <input type="checkbox"/> A5765/2		badge-holder pocket with switch to switch ON lights and devices in hotel rooms - slot light with built-in lamp - switch-off delay - max. load 30 VA 230 Vac - for universal box of 60 mm - white
<input type="radio"/> L4546		key-holder card for badge-holder pocket AM5765 - A5765 - AM5765 and A5765/2

Item		<b>SHAVER SOCKET</b>
<input type="checkbox"/> AM5460 <input type="checkbox"/> A5460		shaver socket with insulation transformer - input voltage 230 Vac @ 50/60 Hz - output voltage 115/230 Vac 20 VA - 3 modules - colour white

		<b>CORD PUSHBUTTON</b>
<input type="checkbox"/> AM5006 <input type="checkbox"/> A5006N		1P (NO) 10 A - 250 Vac cord pushbutton - colour white

		<b>USB CHARGER</b>
<input type="checkbox"/> AM5285C1		5 Vdc USB charger to be used only for recharging electronic devices up to 1100 mA like mobile phones, smartphones, tablets and similar - 110-230 Va.c. power 50÷60 Hz supply
<input type="checkbox"/> AM5285C2		5 Vdc USB charger for quick charge of one single electronic device (mobile phones, smartphones, tablets or similar) up to 2400 mA or simultaneous charging of two devices up to 1200 mA - 110÷230 Vac 50÷60 Hz power supply

		<b>CHANGEOVER SWITCH AND LAMPHOLDER FOR OFF-DOOR SIGNALLING</b>
<input type="checkbox"/> AM5064VH		off-door lampholder with double optical signalling: «do not disturb» and «rearrange the room» – use 2 LEDs item LN4742V12T (12V)
<input type="checkbox"/> AM5052H		1P 16 A – 250 Vac double-key changeover switch 1-0-2 with interlock and double signalling: «do not disturb» and «rearrange the room». To be used with the lampholder AM5064VH

# ANTIMICROBIAL RANGE

The antimicrobial effect of MÀTIX devices and cover plates stems from the construction of their material based on silver ions (Ag+). This technology means that the antimicrobial range can guarantee the non-proliferation of bacteria, viruses and fungi without creating any immunisation or resistance effects (physical destruction and not chemical).



Item	ANTIMICROBIAL CONTROL DEVICES	
<input type="checkbox"/> AM5001AB		1P 16 AX - 250 Vac switch - lightable with LN4742V230 - LN4742V127 - LN4742V12 LEDs replacing the original key cover (opaque) with one of the lightable key covers
<input type="checkbox"/> AM5001AAB		as above switch - with AUTOMATIC CLAMPS
<input type="checkbox"/> AM5011AB		2P 16 AX - 250 Vac switch
<input type="checkbox"/> AM5003AB		1P 16 AX - 250 Vac two-way switch - lightable with LN4742V230 - LN4742V127 - LN4742V12 LEDs replacing the original key cover (opaque) with one of the lightable key covers
<input type="checkbox"/> AM5003AAB		as above switch - with AUTOMATIC CLAMPS
<input type="checkbox"/> AM5012AB		16 AX - 250 Vac inverter
<input type="checkbox"/> AM5005AB		1P (NO) 10 A - 250 Vac pushbutton - lightable with LN4742V230 - LN4742V127 - LN4742V12 LEDs replacing the original key cover (opaque) with one of the lightable key covers
<input type="checkbox"/> AM5005AAB		as above switch - with AUTOMATIC CLAMPS
<input type="checkbox"/> AM5006AB		1P (NO) 10 A - 250 Vac cord pushbutton
<input type="checkbox"/> AM5037AB		1P (NO) + 1P (NO) 10 A - 250 Vac interlocked double pushbutton

ANTIMICROBIAL LIGHTABLE KEY COVER	
<input type="checkbox"/> AM5921LAB	neutral lightable key cover
<input type="checkbox"/> AM5921AAB	lightable key cover with "lamp" symbol
<input type="checkbox"/> AM5921DAB	lightable key cover with "bell" symbol
<input type="checkbox"/> AM5921FAB	lightable key cover with "key" symbol

The effectiveness of BTicino's antimicrobial products has been tested by authorised laboratories. The usual cleaning procedures must however be retained in order to guarantee perfect hygiene. The ideal use for MÀTIX antimicrobial devices is in medical surroundings (hospitals, nursing homes, consulting rooms, diagnostic rooms and similar), public buildings (old peoples' homes, nurseries, toilet facilities, etc.) or catering facilities (canteens, bars).



ANTIMICROBIAL SOCKET OUTLETS - ITALIAN STANDARD	
<input type="checkbox"/> AM5180AB	2 P+E 16 A 250 Vac socket - centre distance 19 mm and 26 mm - shielded tulip contacts - for plugs 2 P and 2 P+E 10 and 16 A ITALIAN standard
<input type="checkbox"/> A5180RAB	socket as above - colour red


ANTIMICROBIAL SOCKET OUTLETS - GERMAN AND ITALIAN STANDARDS	
<input type="checkbox"/> AM5440V2AB	2 P+E 16 A 250 Vac socket with earth side contacts - shielded tulip contacts
<input type="checkbox"/> AM5440V2AAB	
<input type="checkbox"/> AM5440V16AB	2 P+E 16 A 250 Vac socket - centre distance 19 mm and 26 mm in 2-centre configuration - protected tulip contacts ; earth side contacts for German standard plugs; suitable for: 2 P and 2 P+E 10/16 A Italian standard plugs, 2 P+E 16 A German standard plugs
<input type="checkbox"/> A5440V16RAB	

ANTIMICROBIAL SHAVER SOCKET	
<input type="checkbox"/> AM5460AB	shaver socket with insulation transformer - input voltage 230 Vac @ 50/60 Hz - output voltage 115/230 Vac 20 VA

ANTIMICROBIAL TV SOCKET	
<input type="checkbox"/> AM5202ABD	Star coaxial socket for single-user aerial systems, also remote powered and centralised, and single-user / centralised satellite systems with current and signal transfer for channels selection; shielded connection clamps with captive screws - Ø 9.5 mm; male connector - 1 module




## ANTIREMOVAL COVER PLATES






AM4803BAB




AM4803WAR




Item	ANTIMICROBIAL RJ11 CONNECTOR			
	Type of connector	No. of pair	For plug item	Type of connection
<input type="checkbox"/> AM5958/11NAB		RJ11	2	2841/2 K10

ANTIMICROBIAL RJ45 CONNECTORS				
	Type of connector	Category	Type	Type of connection
<input type="checkbox"/> AM5979C6AB		RJ45	6	UTP Toolless IDC
<input type="checkbox"/> AM5979C6AAB		RJ45	6	shielded Toolless IDC

ANTIMICROBIAL LAMPHOLDER	
<input type="checkbox"/> AM5060RAB	 lampholder with red diffuser - lightable with LN4742V230T - LN4742V127T - LN4742V12T LEDs

ANTIMICROBIAL DIMMER	
<input type="checkbox"/> AM5702AB	 knob dimmer with built-in two way switch - with built-in fuse - resistive 60 - 500 W

ANTIMICROBIAL BLANK PLATE	
<input type="checkbox"/> AM5000AB	 blank plate

ANTIMICROBIAL POLYMER PLASTIC COVER PLATES	
<input type="checkbox"/> AM4802BAB	 2 module cover plate - colour white
<input type="checkbox"/> AM4803BAB	 3 module cover plate - colour white
<input type="checkbox"/> AM4804BAB	 4 module cover plate - colour white

**NOTE:** antimicrobial cover plates can be identified by the logo on the right





**ANTIMICROBIAL POLYMER PLASTIC COVER PLATE**



traditional frame 503SA

3-module cover plate with pressure fitting on the normal frames

**anti BACTERIAL**  
"ANTIMICROBIAL" logo

Item	ANTI-REMOVAL COVER PLATES IN ZAMAK	
<input type="checkbox"/> AM4803WAR		cover plate complete with frame - 3 modules - colour white
<input type="checkbox"/> AM4804WAR		cover plate complete with frame - 4 modules - colour white
<input type="checkbox"/> AM4803NAR		cover plate complete with frame - 3 modules - colour native
<input type="checkbox"/> AM4804NAR		cover plate complete with frame - 4 modules - colour native

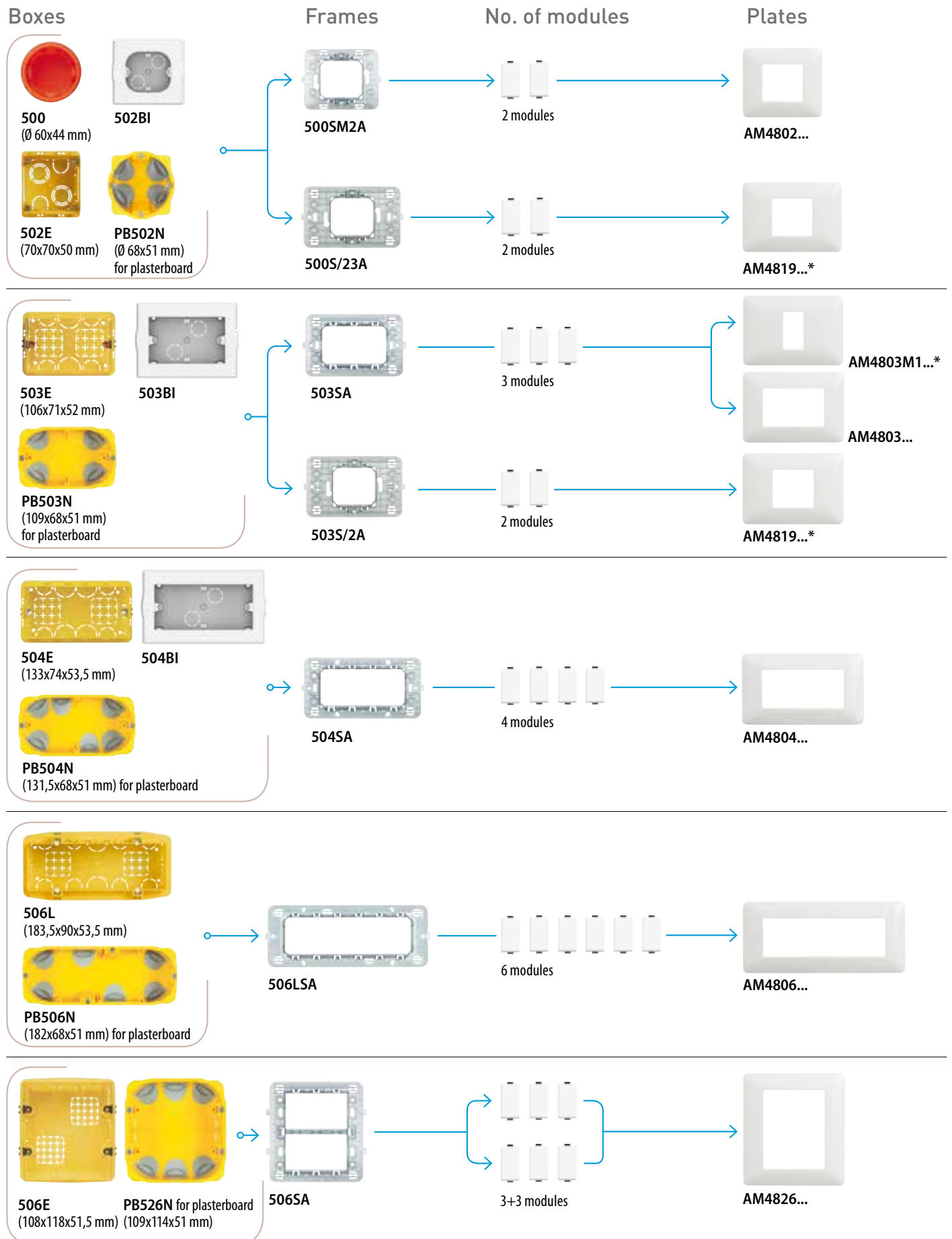
**NOTE:** these cover plates are supplied complete with frame on which they are fixed by 4 Torx screws with slot. The assembly can make a tamper-proof light point whose installation is recommended in unmonitored rooms where the public is present.

### ANTI-REMOVAL COVER PLATES IN PAINTED ZAMAK



# AREA ITALIAN INSTALLATION SYSTEM


## Single installation




# AREA ITALIAN INSTALLATION SYSTEM

Cover plates colours in tecnopolymers

## WHITES



White - **BBN**



Ivory - **BAV**



Cord - **BCD**



Ash - **BCN**

## METALLICS



Silver - **MSL**



Iron - **MIR**



Gold - **MGL**



Titanium - **MTA**

## TEXTURES



Lime white - **TBC**



Terracotta - **TRT**



Brown coffee - **TGG**



Blue mercury - **TBM**

## COLOURS




Ice - **CBN**




Ivory - **CAV**




Green tea - **CVC**




Turquoise - **CAR**



Coral - **CRD**



Amber - **CAB**



Emerald - **CVS**

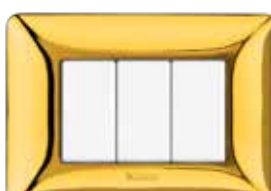


Cobalt - **CBU**

## GALVANICS



Shiny chrome - **GCR**



Shiny gold - **GOR**


























Satin gold - **GOS**

**NOTE:** The devices are available also in ivory version; for more details please see catalogue section.

# COVER PLATES: TABLE FOR SELECTING CODE

Area Italia installation system

## MODULES

		2	1 centered	2 centered	3	4	6 in line	3+3
<b>WHITES</b>								
	White	AM4802BBN	AM4803M1BBN	AM4819BBN	AM4803BBN	AM4804BBN	AM4806BBN	AM4826BBN
	Ivory	AM4802BAV	AM4803M1BAV	AM4819BAV	AM4803BAV	AM4804BAV	AM4806BAV	AM4826BAV
	Cord	AM4802BCD	AM4803M1BCD	AM4819BCD	AM4803BCD	AM4804BCD	AM4806BCD	AM4826BCD
	Ash	AM4802BCN	AM4803M1BCN	AM4819BCN	AM4803BCN	AM4804BCN	AM4806BCN	AM4826BCN
<b>METALLICS</b>								
	Silver	AM4802MSL	AM4803M1MSL	AM4819MSL	AM4803MSL	AM4804MSL	AM4806MSL	AM4826MSL
	Iron	AM4802MIR	AM4803M1MIR	AM4819MIR	AM4803MIR	AM4804MIR	AM4806MIR	AM4826MIR
	Gold	AM4802MGL	AM4803M1MGL	AM4819MGL	AM4803MGL	AM4804MGL	AM4806MGL	AM4826MGL
	Titanium	AM4802MTA	AM4803M1MTA	AM4819MTA	AM4803MTA	AM4804MTA	AM4806MTA	AM4826MTA
<b>TEXTURE</b>								
	Lime white	AM4802TBC	AM4803M1TBC	AM4819TBC	AM4803TBC	AM4804TBC	AM4806TBC	AM4826TBC
	Terracotta	AM4802TRT	AM4803M1TRT	AM4819TRT	AM4803TRT	AM4804TRT	AM4806TRT	AM4826TRT
	Brown coffee	AM4802TGG	AM4803M1TGG	AM4819TGG	AM4803TGG	AM4804TGG	AM4806TGG	AM4826TGG
	Blue mercury	AM4802TBM	AM4803M1TBM	AM4819TBM	AM4803TBM	AM4804TBM	AM4806TBM	AM4826TBM
<b>COLOURS</b>								
	Ice	AM4802CBN			AM4803CBN	AM4804CBN	AM4806CBN	AM4826CBN
	Ivory	AM4802CAV			AM4803CAV	AM4804CAV	AM4806CAV	AM4826CAV
	Green tea	AM4802CVC			AM4803CVC	AM4804CVC	AM4806CVC	AM4826CVC
	Turquoise	AM4802CAR			AM4803CAR	AM4804CAR	AM4806CAR	AM4826CAR
	Coral	AM4802CRD			AM4803CRD	AM4804CRD	AM4806CRD	AM4826CRD
	Amber	AM4802CAB			AM4803CAB	AM4804CAB	AM4806CAB	AM4826CAB
	Emerald	AM4802CVS			AM4803CVS	AM4804CVS	AM4806CVS	AM4826CVS
	Cobalt	AM4802CBU			AM4803CBU	AM4804CBU	AM4806CBU	AM4826CBU
<b>GALVANICS</b>								
	Shiny chrome	AM4802GCR	AM4803M1GCR	AM4819GCR	AM4803GCR	AM4804GCR	AM4806GCR	AM4826GCR
	Shiny gold	AM4802GOR	AM4803M1GOR	AM4819GOR	AM4803GOR	AM4804GOR	AM4806GOR	AM4826GOR
	Satin gold	AM4802GOS	AM4803M1GOS	AM4819GOS	AM4803GOS	AM4804GOS	AM4806GOS	AM4826GOS
<b>FRAME</b>								
		500SM2A	503SA	500S/23A 503S/2A	503SA	504SA	506LSA	506SA

## SPECIAL COVER PLATES

### Anti-removal cover plates in zamak



Specific frame supplied with the cover plate



**AM4803WAR** - 3 modules - white  
**AM4804WAR** - 4 modules - white



**AM4803NAR** - 3 modules - native  
**AM4804NAR** - 4 modules - native

The anti-removal cover plates are fixed to the frame by means of 4 Torx screws with slot

### Antimicrobial polymer plastic cover plates



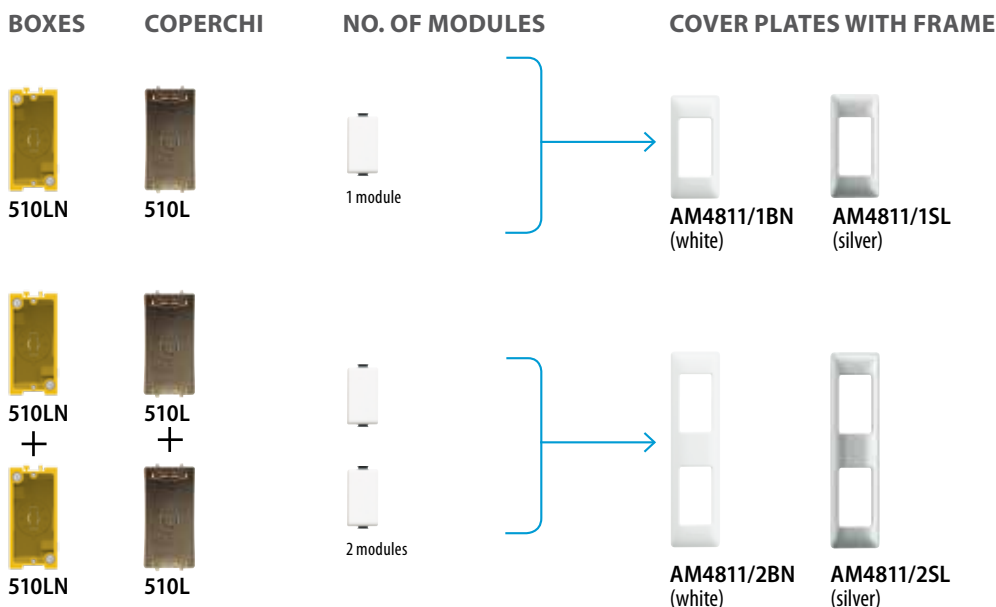
Traditional frame



**AM4802BAB** - 2 modules - white  
**AM4803BAB** - 3 modules - white  
**AM4804BAB** - 4 modules - white

**NOTE:** antimicrobial cover plates form part of a complete product range, ideal for medical surroundings – see the “Solutions for health structures and care homes” chapter.

### Installation on plasterboard, masonry wall and profiles



**NOTE:** either white or ivory devices can be installed.

# IP44 UNIVERSAL COVER

IP44 protection cover (guaranteed when closed). Ideal for installation where an IP44 protection degree is required. It is fully compatible with all ranges, both BTicino and other brands. It's made using high quality materials that ensure long-term resistance in all weather conditions. It can be installed on Italian standard 3-module flush mounted box. Size: H=11.6 mm - L=14.3 mm



26603

# IDROBOX - IP55 WATERPROOF COVERS

## DESCRIPTION

Installation on 502E flush-mounting box 2 modules grey RAL7035



25602

## DESCRIPTION

Installation on 502E flush-mounting box 2 modules white



25602B

## DESCRIPTION

Installation on 503E flush-mounting box blank grey RAL7035



23940

Installation on 503E flush-mounting box 3 modules grey RAL7035



25603

Installation on 503E flush-mounting box 3 modules white



25603B

Installation on 504E flush-mounting box 4 modules grey RAL7035



25604

Installation on 504E flush-mounting box 4 modules white



25604B

# IDROBOX PLUS

## DESCRIPTION

wall-mounting two way switch - IP55



26003

## DESCRIPTION

wall-mounting housing - 2 Mätix modules - guarantee IP55 when cover is closed



26055

## DESCRIPTION

nameplate pushbutton - for 503E, 502E, boxes - finishes: anthracite, white and tech - IP55



26108L



26108N



26108T

wall-mounting pushbutton - IP55



26005

adapter for 503E boxes to mount the items: 26003, 26005, 26055.



23953

wall-mounting enclosure - with two way switch and 2 Mätix module housing - IP55



26200

wall-mounting enclosure for Mätix sockets - IP66 (the IP protection rate is guarantee when plugs is in and cover is closed).



26066

## IDROBOX - IP40 WALL-MOUNTING ENCLOSURES

**DESCRIPTION**

1 module



25401

**DESCRIPTION**

2 modules



25402

**DESCRIPTION**

3 modules



25403

4 modules



25404

4 modules



25404/2

6 modules



25406

8 modules



25408

12 modules



25412

16 modules



25416

4 modules



25404/2V

6 modules



25406V

8 modules



25408V

12 modules



25412V

## IDROBOX - IP55 WALL-MOUNTING ENCLOSURES

**DESCRIPTION**

1 horizontal module



25501

**DESCRIPTION**

2 horizontal modules



25502

**DESCRIPTION**

3 horizontal modules



25503

4 horizontal modules



25504

8 vertical modules



25508V

12 vertical modules



25512V

# IDROBOX - ACCESSORIES FOR WALL MOUNTING ENCLOSURES



23983



23984



25700



25700F/16  
25700F/20



25701  
25701V



25702



23854



23858



23866/20

Item	<b>IP55 WALL-MOUNTING JUNCTION BOXES</b>	
	Module	Dimension in mm
23983	503	94x82x58
23984	504	142x82x58
<b>ACCESSORIES FOR JUNCTION BOXES</b>		
23854	fairlead Ø 16 mm	
23858	threaded adapter - PG16 pitch	
23866/20	quick-coupling conduit clamp Ø 20 mm	

Item	<b>ACCESSORIES FOR IP40 AND IP55 BOXES</b>
25700	elastic cable gland Ø from 5 to 14-16-20 mm – IP55
25700F/16	IP55 quick-coupling conduit clamp for Ø 16 mm conduit
25700F/20	IP55 quick-coupling conduit clamp for Ø 20 mm conduit
25701	horizontal partition
25701V	vertical partition
25702	internal terminal for earth connection



# INSTALLATION SOLUTION FOR THE SERVICE SECTOR

## INTERLINK wall-mounting switchboard

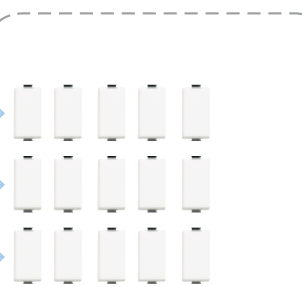


150415MG

### Frames




### No. of modules



5 modules x 3

### Cover plates




16136F/0 (white)



16136D/2\* (white)

**NOTE:** both white and ivory devices may be installed  
\*cover plate for 2 DIN modules

## MULTIBOX flush-mounting boxes



512E\*\*

### Frames




512SA

### No. of modules



6 modules x 2

### Cover plates



AM4812BN - AM4812SL



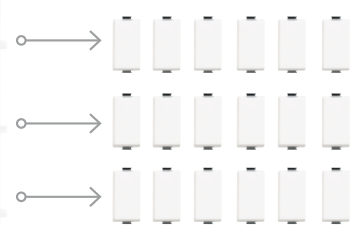
16102

### Frames




518SA

### No. of modules



6 modules x 3



AM4818BN - AM4818SL

**NOTE:** both white and ivory devices may be installed

\*\* the following accessories are available for 512E box:

- 512EC - cover
- 512EV - partition



Desk device-holders  
150431



4 modules

## Installation on DIN rail

### DESCRIPTION

2 module adapter for german standard sockets



F80CMT

6 module adapter for emergency lamps



F80CMT/6

**NOTE:** both white and ivory devices may be installed

# INTERLINK INSTALLATION SOLUTIONS

## Columns and trunking

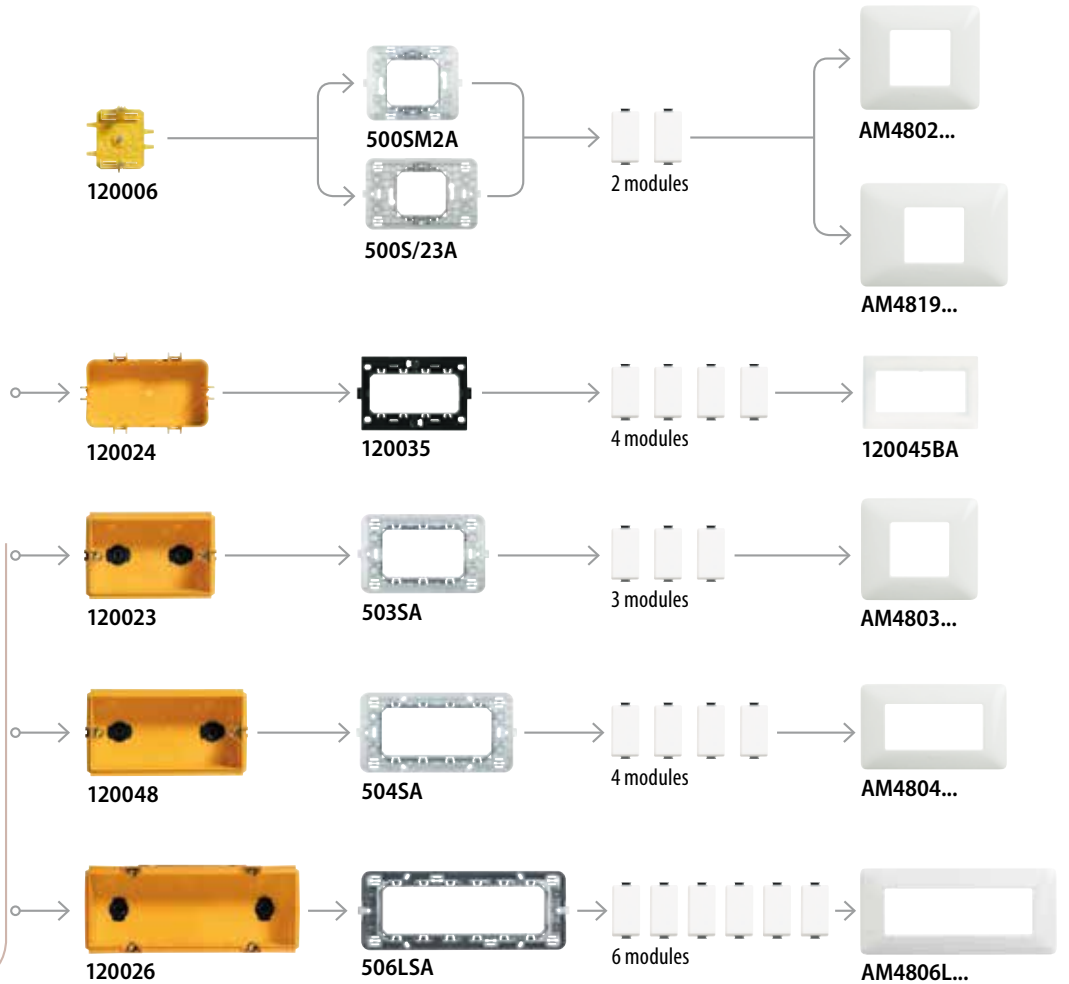


## Boxes

## Frames

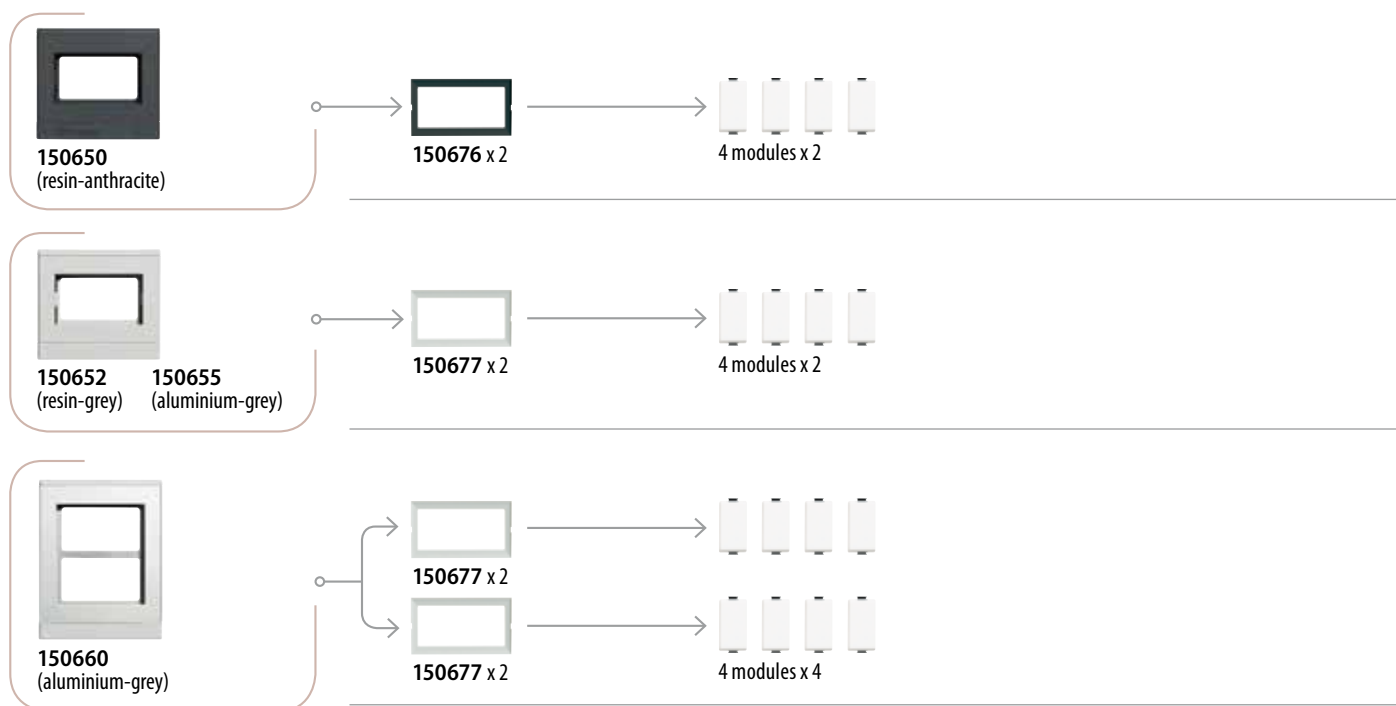
## Modules

## Cover plates Italian system




# PROTRUDING TWO SIDE MODULAR PEDESTALS AND CONCEALED PEDESTALS

## Protruding two-side modular pedestals



## Underfloor boxes



Items	UNDERFLOOR BOXES			
	Modules MÀTIX	N° supporting frames 150713	Cover	Additional box for cement floor
150701	8	2	customizable	150561S
150702	8	2	inox	150561S
150703	16	4	customizable	150563S
150704	16	4	inox	150563S
150705	24	6	customizable	150569S
150706	24	6	inox	150569S

## POP-UP BOXES



**Sleek design**  
extra-slim format to blend discreetly into the office furniture or floor

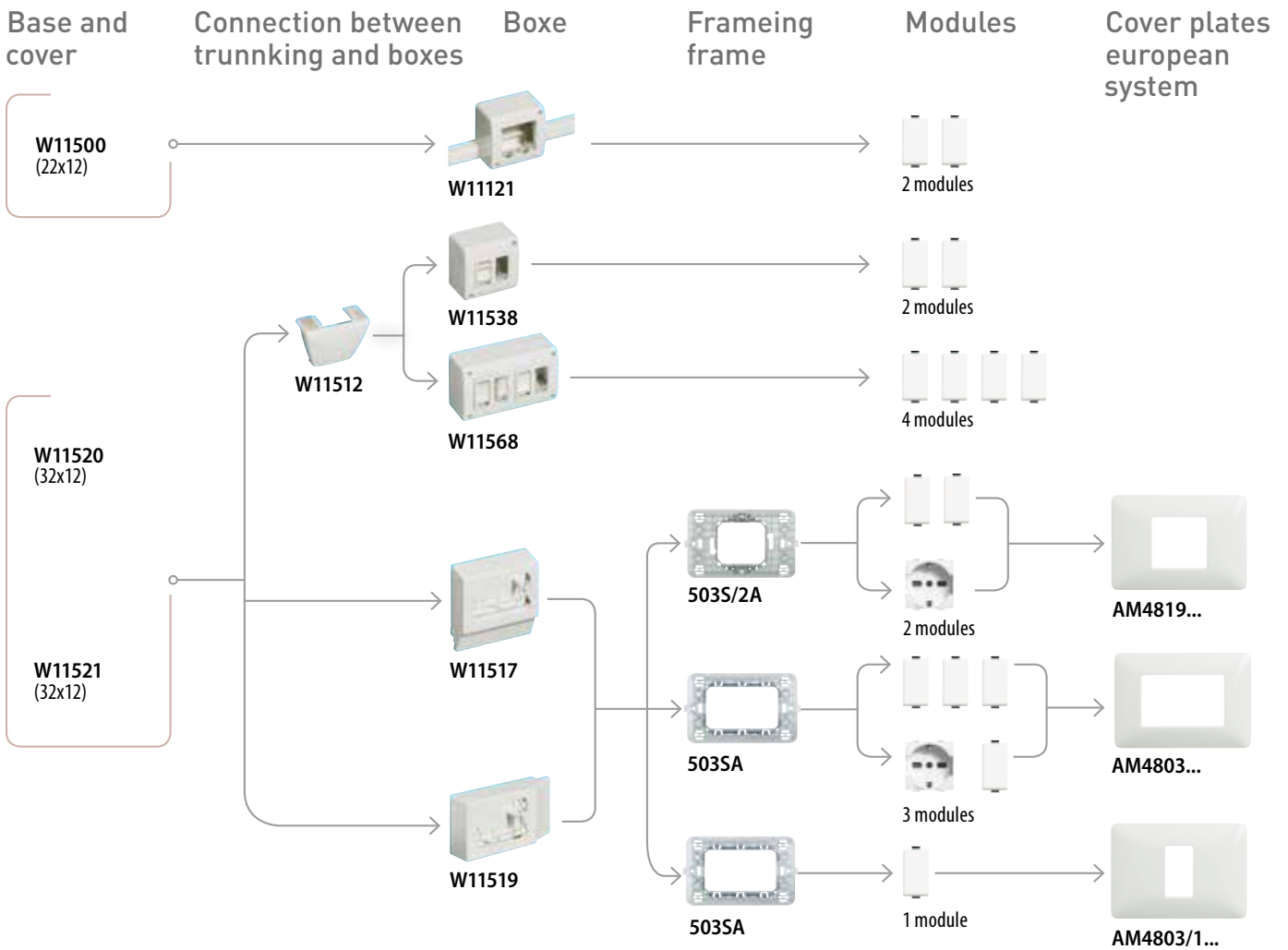
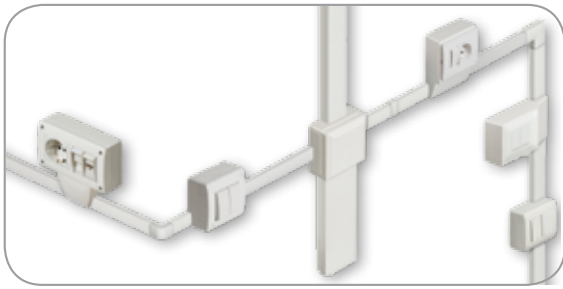
**Safety and ease of use**  
soft opening cover with damper and push e slide locking system

Items	POP-UP BOXES
4 modules	
150647NA	colour Aluminium
150647NW	colour White
150647NG	colour Brass
150647NS	colour Steel
150647NB	colour Black

Items	ACCESSORIES
4 modules	
150640NL	metal flush box for concrete
150640NK	installation kit for desktop/raised floors
150646N	frame for Màtix devices

**NOTE:** both white and ivory devices may be installed

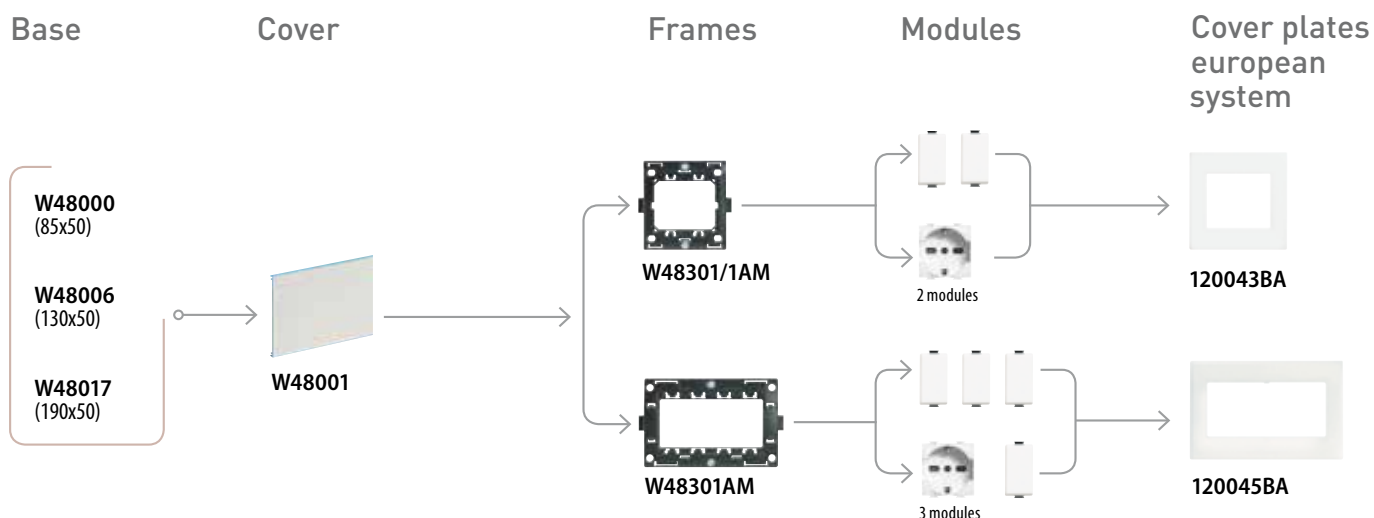

# MINI TRUNKING



## ACCESSORIES

Base and cover	Variable internal angle	Variable external angle	Flat angle	Cover junction	End closing cap	T-junction	Separation for T-junction	Angle joint for 30x30mm trunking	Junction box H = 32mm	Junction box H = 50mm	Partition for boxes with H = 32mm and H = 50	Fix o cable/trunking retaining clip
W11500	W11502	W11503	W11504	W11573	W11505	W11507	W11122	W11514	W11684	W11980	W11123	W11690
W11520	W11522	W11523	W11524	W11575	W11525	W11527						
W11521												

# HOLDING TRUNKING



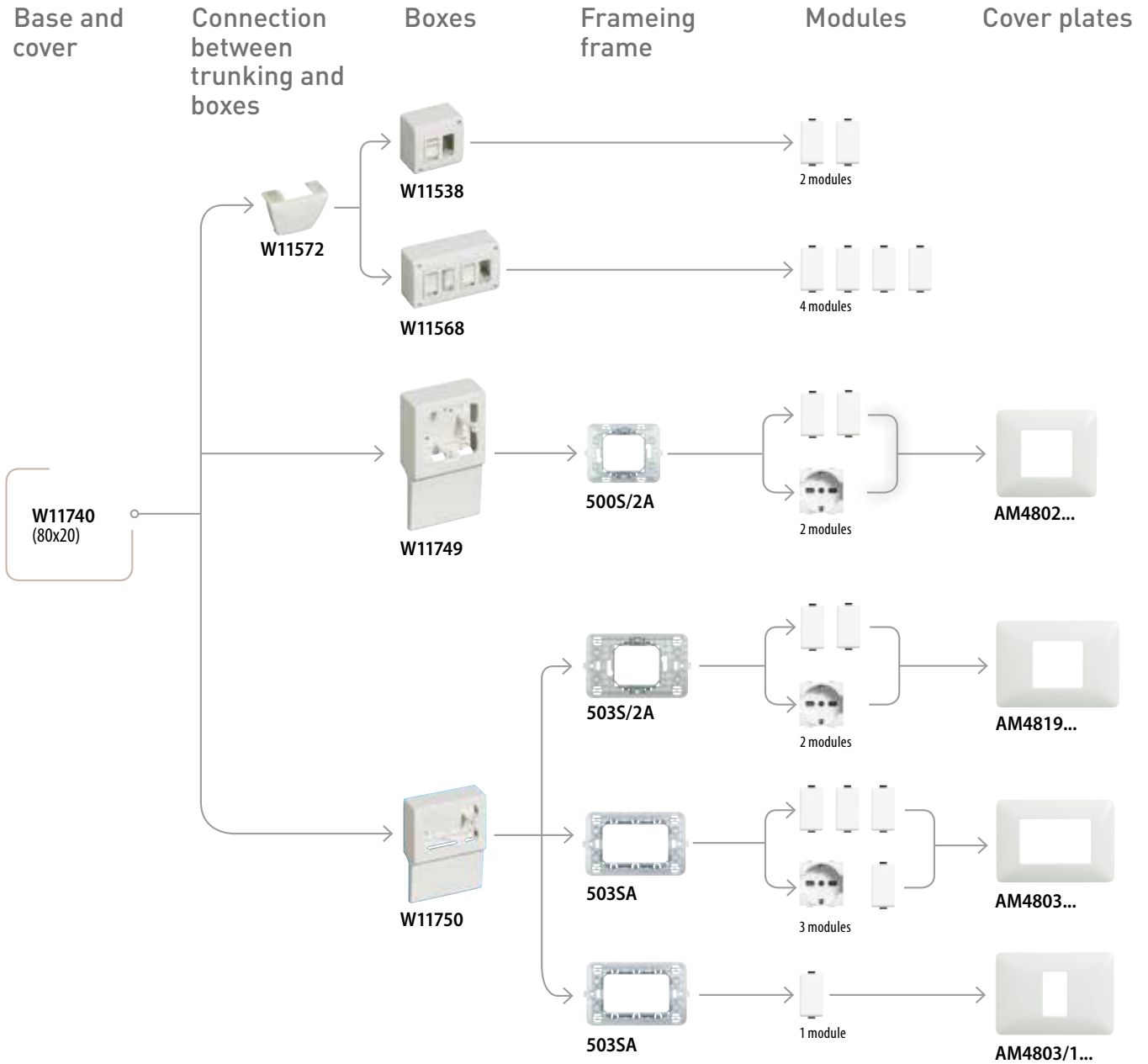

## ACCESSORIES

Base (2 m)	Internal angle	External angle	Flat angle	Cover junction (L=80mm)	Cover junction (L=110mm)	Base junction	Closing end cap	T-junction
<b>W48000</b>	<b>W48002</b>	<b>W48003</b>	<b>W48004</b>	<b>W48048</b>	-	<b>W48175</b>	<b>W48005</b>	<b>W48040</b>
<b>W48006</b>	<b>W48007</b>	<b>W48008</b>	<b>W48009</b>	-	-	<b>W48176</b>	<b>W48010</b>	-
<b>W48011</b>	<b>W48013</b>	<b>W48014</b>	<b>W48015</b>	-	<b>W48054</b>	<b>W48177</b>	<b>W48016</b>	-
<b>W48017</b>	<b>W48018</b>	<b>W48019</b>	<b>W48020</b>	<b>W48048</b>	-	<b>W48178</b>	<b>W48021</b>	-
<b>W48022</b>	<b>W48023</b>	<b>W48024</b>	-	-	<b>W48054</b>	<b>W48180</b>	<b>W48026</b>	-

## ACCESSORIES COMMON TO ALL BASES

Deep external angle	Deep internal angle	Junction box 300x300mm	Cable retaining clips for device-holding	Partition (grey)
<b>W48193</b>	<b>W48192</b>	<b>W48025</b>	<b>W48097</b>	<b>W48047</b>

# SKIRTING



## ACCESSORIES

Base and cover	Variable internal angle	Variable external angle	Junction cover/base retaining clip	End closing cap	Joint for right around door frame for mini trunking up to 50x20mm	Joint for left around door frame for mini trunking up to 50x20mm	T-junction for mini trunking BTA up to 32x12mm	Universal T-junction around door for mini trunking	Angle connection for trunking 30x30mm
W11740	W11742	W11743	W11744	W11745	W11755	W11756	W11751	W11759	W11752

# NUMERIC INDEX

Item	Page	Item	Page	Item	Page	Item	Page	Item	Page
500	22	150652	31	25512V	27	506E	22	A5012	5
3457	14	150655	31	25603B	26	506EC	18	A5012/2	5
16102	29	150660	31	25604B	26	506ESE	18	A5020N	8
23854	28	150676		25700F/16	28	506EV	18	A5022ET	10
23858	28	150677	31	25700F/20	28	506L	22	A5025R	10
23940	26	150677	31	25701V	28	506LSA	22	A5028T	10
23953	26	150677	31	26108L	26	506LSA	24	A5031N	15
23983	28	150701	31	26108N	26	506LSA	30	A5037	6
23984	28	150702	31	26108T	26	506LSE	18	A5037/2	6
25401	27	150703	31	4380NB	16	506SA	22	A5039	10
25402	27	150704	31	500/02	18	506SA	24	A5041N	15
25403	27	150705	31	500S/23A	22	510LN	25	A5045N	15
25404	27	150706	31	500S/23A	24	510LN	25	A5048N	15
25406	27	150713	31	500S/23A	30	510LN	25	A5052/2	5
25408	27	25602B	26	500S/2A	34	512E	29	A5052N	5
25412	27	120043BA	33	500SM2A	22	512SA	29	A5054	6
25416	27	120045BA	30	500SM2A	24	518SA	29	A5055	6
25501	27	120045BA	33	500SM2A	30	5331/230	5	A5055/2	6
25502	27	123001NBA	30	502BI	22	75RTN	8	A5057A	6
25503	27	123001NGR	30	502E	22	A4211M2C	7	A5057B	6
25504	27	123001NTH	30	503BI	22	A4281	12	A5057R	6
25602	26	123020NAL	30	503CG	18	A4282	12	A5057V	6
25603	26	123045BA	30	503DE	18	A4283	12	A5060A	15
25604	26	150415MG	29	503E	22	A4284	12	A5060B	15
25700	28	150561S	31	503EC	18	A4285	12	A5060R	15
25701	28	150561S	31	503ED	18	A4406C	12	A5060V	15
25702	28	150563S	31	503ESE	18	A5000	7	A5062B	15
26003	26	150563S	31	503EV	18	A5000P/2	7	A5064V	15
26005	26	150569S	31	503S/2A	22	A5001	4	A5086	5
26066	26	150569S	31	503S/2A	24	A5001/2	4	A5088	17
26200	26	150640NK	31	503S/2A	32	A5003	4	A5089	17
26603	26	150640NL	31	503S/2A	34	A5003/2	4	A5100	8
120006	30	150646N	31	503SA	22	A5005/1N	6	A5113	8
120023	30	150647NA	31	503SA	24	A5005/2	6	A5115D	10
120024	30	150647NB	31	503SA	24	A5005/2A	6	A5115T	10
120024	30	150647NG	31	503SA	30	A5005/2D	6	A5120	8
120026	30	150647Ns	31	503SA	32	A5005N	6	A5124	5
120035	30	150647Nw	31	503SA	32	A5006N	6	A5150	10
120035	30	16136D/2	29	503SA	34	A5006N	19	A5155	13
120048	30	16136F/0	29	503SA	34	A5007	4	A5163/3	8
129201	30	2124N	5	503SAP	18	A5007C	4	A5164/2	8
129202	30	23866/20	28	504BI	22	A5007D	4	A5180	8
129211	30	25404/2	27	504E	22	A5007DC	4	A5180/2	8
129212	30	25404/2V	27	504EC	18	A5008	6	A5180/3	8
129221	30	25406V	27	504ESE	18	A5009	7	A5180A	8
129222	30	25408V	27	504SA	22	A5009/2	7	A5180R	8
150431	29	25412V	27	504SA	24	A5011	4	A5180RAB	20
150650	31	25508V	27	504SA	30	A5011/32	4	A5180V	8

# NUMERIC INDEX

Item	Page	Item	Page	Item	Page	Item	Page	Item	Page
A5183	10	A5630/230	15	AM4802GOR	24	AM4803TBC	24	AM4806GOR	24
A5202D	7	A5630V12V24	15	AM4802GOS	24	AM4803TBM	24	AM4806GOS	24
A5202F	7	A5631/230	15	AM4802MGL	24	AM4803TGG	24	AM4806MGL	24
A5202P10	7	A5631V12V24	15	AM4802MIR	24	AM4803TRT	24	AM4806MIR	24
A5202P14	7	A5702	12	AM4802MSL	24	AM4803WAR	21	AM4806MSL	24
A5206S	16	A5711	14	AM4802MTA	24	AM4803WAR	25	AM4806MTA	24
A5210M2D	7	A5713	12	AM4802TBC	24	AM4804BAB	21	AM4806TBC	24
A5210S	16	A5751N	13	AM4802TBM	24	AM4804BAB	25	AM4806TBM	24
A5214D	7	A5752	13	AM4802TGG	24	AM4804BAV	24	AM4806TGG	24
A5216S	16	A5765	19	AM4802TRT	24	AM4804BBN	24	AM4806TRT	24
A5238	11	A5765/2	19	AM4803BAB	21	AM4804BCD	24	AM4811/1BN	25
A5246S	16	A5774/1	16	AM4803BAB	25	AM4804BCN	24	AM4811/1SL	25
A5250S	16	A5776/1	16	AM4803BAV	24	AM4804CAB	24	AM4811/2BN	25
A5256S	16	A5780N	16	AM4803BBN	24	AM4804CAR	24	AM4811/2SL	25
A5285C1	8	A5781	16	AM4803BCD	24	AM4804CAV	24	AM4812BN	29
A5285C2	8	A5921...	7	AM4803BCN	24	AM4804CBN	24	AM4812SL	29
A5305	5	A5921W	7	AM4803CAB	24	AM4804CBU	24	AM4818BN	29
A5315/34	5	A5958/11N	11	AM4803CAR	24	AM4804CRD	24	AM4818SL	29
A5332/230	5	A5959/12		AM4803CAV	24	AM4804CVC	24	AM4819BAV	24
A5386/12B	15	A5974AT5	11	AM4803CBN	24	AM4804CVS	24	AM4819BBN	24
A5386/12R	15	A5974AT6	11	AM4803CBU	24	AM4804GCR	24	AM4819BCD	24
A5386/12V	15	A5979C5E	11	AM4803CRD	24	AM4804GOR	24	AM4819BCN	24
A5386/230B	15	A5979C6	11	AM4803CVC	24	AM4804GOS	24	AM4819GCR	24
A5386/230R	15	A5979C6S	11	AM4803CVS	24	AM4804MGL	24	AM4819GOR	24
A5386/230V	15	A5982	11	AM4803GCR	24	AM4804MIR	24	AM4819GOS	24
A5386/24B	15	AM4269R	12	AM4803GOR	24	AM4804MSL	24	AM4819MGL	24
A5386/24R	15	AM4280	12	AM4803GOS	24	AM4804MTA	24	AM4819MIR	24
A5386/24V	15	AM4281	12	AM4803M1BAV	24	AM4804NAR	21	AM4819MSL	24
A5430A	10	AM4282	12	AM4803M1BBN	24	AM4804NAR	25	AM4819MTA	24
A5440/16	9	AM4283	12	AM4803M1BCD	24	AM4804TBC	24	AM4819TBC	24
A5440/16R	9	AM4284	12	AM4803M1BCN	24	AM4804TBM	24	AM4819TBM	24
A5440/2N	9	AM4285	12	AM4803M1GCR	24	AM4804TGG	24	AM4819TGG	24
A5440/2NR	9	AM4406	12	AM4803M1GOR	24	AM4804TRT	24	AM4819TRT	24
A5440/3	9	AM4802BAB	21	AM4803M1GOS	24	AM4804WAR	21	AM4826BAV	24
A5440/3R	9	AM4802BAB	25	AM4803M1MGL	24	AM4804WAR	25	AM4826BBN	24
A5440MA	9	AM4802BAV	24	AM4803M1MIR	24	AM4806BAV	24	AM4826BCD	24
A5440V16RAB	20	AM4802BBN	24	AM4803M1MSL	24	AM4806BBN	24	AM4826BCN	24
A5440X16A	9	AM4802BCD	24	AM4803M1MTA	24	AM4806BCD	24	AM4826CAB	24
A5440X16V	9	AM4802BCN	24	AM4803M1TBC	24	AM4806BCN	24	AM4826CAR	24
A5440X2A	9	AM4802CAB	24	AM4803M1TBM	24	AM4806CAB	24	AM4826CAV	24
A5440X2V	9	AM4802CAR	24	AM4803M1TGG	24	AM4806CAR	24	AM4826CBN	24
A5450/2R	9	AM4802CAV	24	AM4803M1TRT	24	AM4806CAV	24	AM4826CBU	24
A5450/3R	9	AM4802CBN	24	AM4803MGL	24	AM4806CBN	24	AM4826CRD	24
A5451/2R	9	AM4802CBU	24	AM4803MIR	24	AM4806CBU	24	AM4826CVC	24
A5460	19	AM4802CRD	24	AM4803MSL	24	AM4806CRD	24	AM4826CVS	24
A5471	17	AM4802CVC	24	AM4803MTA	24	AM4806CVC	24	AM4826GCR	24
A5625/230	15	AM4802CVS	24	AM4803NAR	21	AM4806CVS	24	AM4826GOR	24
A5625V12V24	15	AM4802GCR	24	AM4803NAR	25	AM4806GCR	24	AM4826GOS	24



Item	Page	Item	Page	Item	Page	Item	Page	Item	Page
AM4826MGL	24	AM5007P	6	AM5060RAB	21	AM5305	5	AM5951SC	11
AM4826MIR	24	AM5008	6	AM5060V	15	AM5315/34	5	AM5951ST	11
AM4826MSL	24	AM5009	7	AM5062B	15	AM5332/12	5	AM5958/11N	11
AM4826MTA	24	AM5009/2	7	AM5064V	15	AM5332/230	5	AM5958/11NAB	21
AM4826TBC	24	AM5011	4	AM5064VH	19	AM5332/24	5	AM5959/12	
AM4826TBM	24	AM5011/32	4	AM5086	5	AM5430A	10	AM5962C5E	11
AM4826TGG	24	AM5011AB	20	AM5088	17	AM5433	13	AM5962C6	11
AM4826TRT	24	AM5011L	4	AM5089	17	AM5434	13	AM5962C6S	11
AM5000	7	AM5012	5	AM5100	8	AM5440/16	9	AM5974AT5	11
AM5000AB	21	AM5012/2	5	AM5113	8	AM5440/2	9	AM5974AT6	11
AM5000P/2	7	AM5012AB	20	AM5114	16	AM5440/2P	9	AM5979C5E	11
AM5001	4	AM5020	8	AM5115D	10	AM5440/3	9	AM5979C5F	11
AM5001/2	4	AM5022ET	10	AM5115DR	10	AM5440MA	9	AM5979C6	11
AM5001A	4	AM5025D	10	AM5115DS	10	AM5440V16AB	20	AM5979C6A	11
AM5001AAB	20	AM5025DR	10	AM5115DSM	10	AM5440V2AAB	20	AM5979C6AAB	21
AM5001AB	20	AM5025R	10	AM5115S	10	AM5440V2AB	20	AM5979C6AB	21
AM5001AL	4	AM5025S	10	AM5115T	10	AM5450/2	9	AM5979C6F	11
AM5001L	4	AM5025SM	10	AM5120	8	AM5450/3	9	AM5979C6S	11
AM5001M2A	4	AM5025T	10	AM5124	5	AM5451/2	9	AM5982	11
AM5003	4	AM5028T	10	AM5130	16	AM5460	19	AM9152D	7
AM5003/2	4	AM5028TS	10	AM5150	10	AM5460AB	20	AM9162P	7
AM5003A	4	AM5028TSM	10	AM5155	13	AM5471	17	BMS04003	13
AM5003AAB	20	AM5031	15	AM5163/3	8	AM5702	12	F462	14
AM5003AB	20	AM5037	6	AM5164/2	8	AM5702AB	21	F80CMT	29
AM5003AL	4	AM5037/2	6	AM5180	8	AM5704	12	F80CMT/6	29
AM5003ES	4	AM5037AB	20	AM5180/2	8	AM5706	12	F91/12E	18
AM5003L	4	AM5038	10	AM5180/3	8	AM5710	12	H4743/127B	17
AM5003M2A	4	AM5039	10	AM5180AB	20	AM5711	14	H4743/12B	17
AM5005	6	AM5041	15	AM5183	10	AM5712	14	H4743/230B	17
AM5005/1	6	AM5045	15	AM5183/RED	10	AM5713	12	L4525/12NO	18
AM5005/2	6	AM5045EL	15	AM5202ABD	20	AM5721	14	L4546	19
AM5005/2A	6	AM5048	15	AM5202D	7	AM5730	18	L4784/1	16
AM5005/2D	6	AM5051N	4	AM5202F	7	AM5731/12	18	L4786/1	16
AM5005A	6	AM5052	5	AM5202P10	7	AM5732/12	18	LN4742V12	17
AM5005AAB	20	AM5052/2	5	AM5202P14	7	AM5734	18	LN4742V127	17
AM5005AB	20	AM5052H	19	AM5206S	16	AM5751N	13	LN4742V127T	17
AM5005AL	6	AM5053N	4	AM5210M2D	7	AM5752	13	LN4742V127V	17
AM5005L	6	AM5054	6	AM5210S	16	AM5755/12	15	LN4742V12T	17
AM5005M2A	6	AM5055	6	AM5214D	7	AM5765	19	LN4742V12V	17
AM5005M2AA	6	AM5055/2	6	AM5216S	16	AM5765/2	19	LN4742V230	17
AM5005M2AD	6	AM5055N	4	AM5238	11	AM5921...	7	LN4742V230T	17
AM5006	6	AM5057A	6	AM5246S	16	AM5921/2...	7	LN4742V230V	17
AM5006	19	AM5057B	6	AM5250S	16	AM5921AAB	20	LN4743/127A	17
AM5006AB	20	AM5057R	6	AM5256S	16	AM5921DAB	20	LN4743/127T	17
AM5007	4	AM5057V	6	AM5285C1	8	AM5921FAB	20	LN4743/127V	17
AM5007C	4	AM5060A	15	AM5285C1	19	AM5921LAB	20	LN4743/12A	17
AM5007D	4	AM5060B	15	AM5285C2	8	AM5921W	7	LN4743/12T	17
AM5007DC	4	AM5060R	15	AM5285C2	19	AM5951L	11	LN4743/12V	17

# NUMERIC INDEX

Item	Page	Item	Page	Item	Page
LN4743/230A	17	W11744	34	W48177	33
LN4743/230T	17	W11745	34	W48178	33
LN4743/230V	17	W11749	34	W48180	33
N4450	14	W11750	34	W48192	33
PB502N	22	W11751	34	W48193	33
PB503N	22	W11752	34	W48301/1AM	33
PB504N	22	W11755	34	W48301AM	33
PB506N	22	W11756	34	X8000	14
PBD68	18	W11759	34	X8000W	14
T/...	17	W11980	32		
T0/...	17	W48000	33		
T1/...	17	W48000	33		
W11121	32	W48001	33		
W11122	32	W48002	33		
W11123	32	W48003	33		
W11500	32	W48004	33		
W11500	32	W48005	33		
W11502	32	W48006	33		
W11503	32	W48006	33		
W11504	32	W48007	33		
W11505	32	W48008	33		
W11507	32	W48009	33		
W11512	32	W48010	33		
W11514	32	W48011	33		
W11517	32	W48013	33		
W11519	32	W48014	33		
W11520	32	W48015	33		
W11520	32	W48016	33		
W11521	32	W48017	33		
W11521	32	W48017	33		
W11522	32	W48018	33		
W11523	32	W48019	33		
W11524	32	W48020	33		
W11525	32	W48021	33		
W11527	32	W48022	33		
W11538	32	W48023	33		
W11538	34	W48024	33		
W11568	32	W48025	33		
W11568	34	W48026	33		
W11572	34	W48040	33		
W11573	32	W48047	33		
W11575	32	W48048	33		
W11684	32	W48048	33		
W11690	32	W48054	33		
W11740	34	W48054	33		
W11740	34	W48097	33		
W11742	34	W48175	33		
W11743	34	W48176	33		



**BTicino** SpA  
Viale Borri, 231  
21100 Varese - Italy  
[www.bticino.com](http://www.bticino.com)

AD-EXMX18S/3C/GB - Edition 11/2017

BTicino SpA reserves at any time the right to modify the contents of this booklet and to communicate, in any form and modality, the changes brought to the same.